



Let Us Count

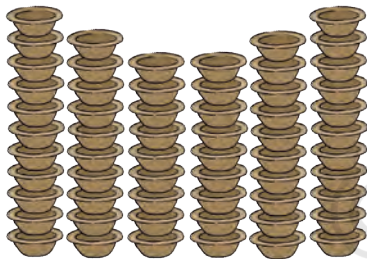

Gundappa has some land with tall coconut trees.

How many coconut trees does Gundappa have? _____

How do you know?

Gundappa has plucked 5 coconuts from each tree.

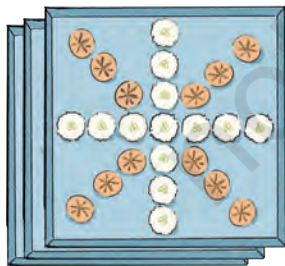
How many coconuts has he plucked? _____



Muniamma makes plates and cups.

Number of cups = _____

Muniamma has arranged *coconut laddoos* and *milk peda* in trays like this. All trays have the same arrangement. Trays are placed one on top of the other.



How many coconut laddoos are there in the trays? _____

How many milk pedas are there in the trays?

Note for Teachers: Encourage learners to count using different ways of grouping and share their thinking.





Patterns with Money

Shirley and Shiv arranged their play money in some nice patterns as shown below.



How much money? _____

How much money? _____

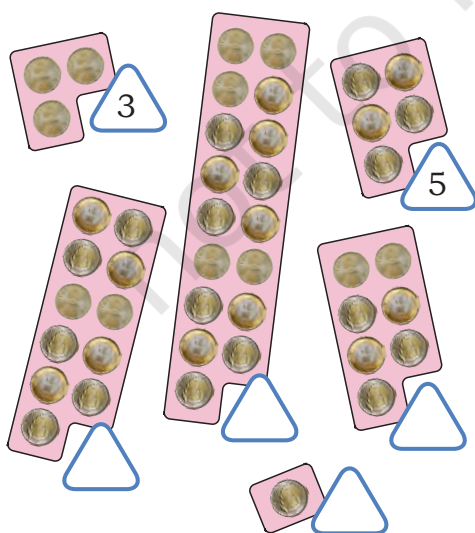
How did you count them? Discuss in class.

Arrange play money of amounts 1, 2, 5, and 10 to show ₹36, ₹125, and ₹183. Ask your peers to tell how much it is.

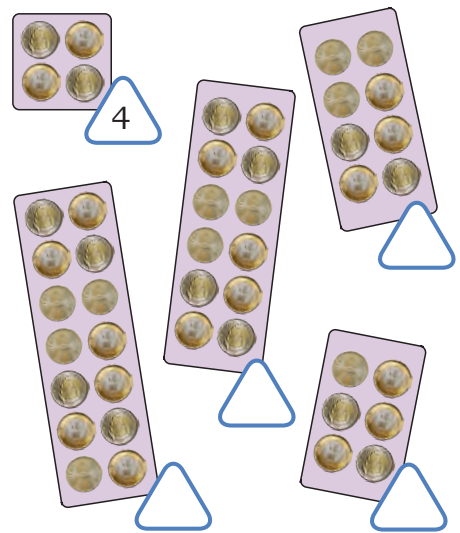
TWO WAYS

Shirley and Shiv arranged their coins in the following ways. Write the number of coins in the triangles.

Shirley



Shiv



Describe Shiv's arrangement and write his numbers.

Describe Shirley's arrangement and write her numbers.

Shiv has arranged his numbers in pairs. We call such numbers 'even numbers'.

Shirley's numbers are called 'odd numbers'.

Identify numbers between 1 and 20 as even or odd. You may draw the pairing arrangement of the numbers.

Odd	Even
<hr/>	<hr/>
<hr/>	<hr/>
<hr/>	<hr/>
<hr/>	<hr/>

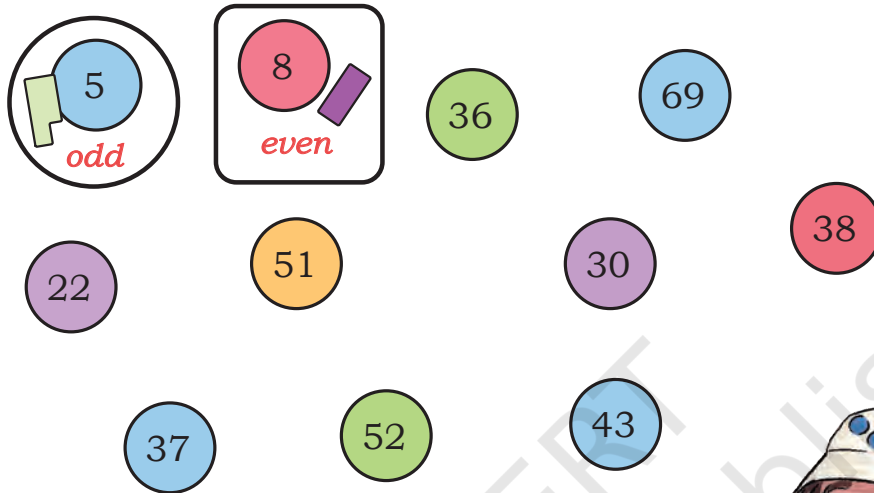
Do you think all numbers in the times-2 table are even?

Note for Teachers: Encourage students to identify the pattern-number of objects that can be paired (even) and those that cannot be paired (odd).



Crayons Arrangement

Circle the odd numbers and put a square around each even number. Use the crayons arrangement, if needed.

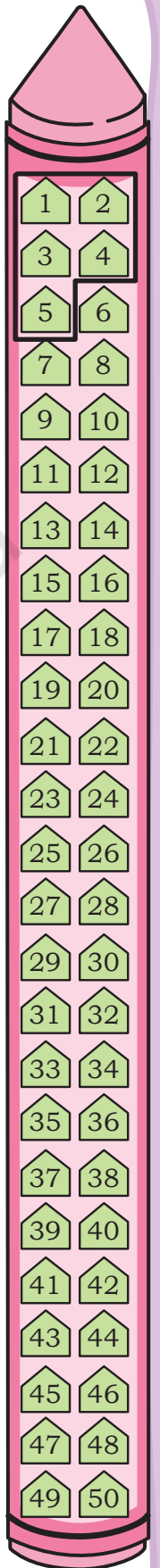


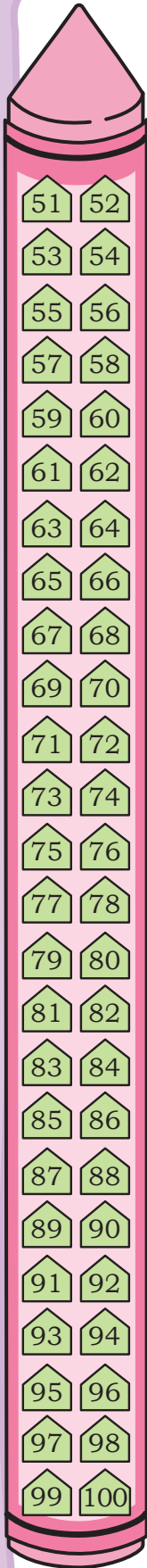
Which numbers are even and which are odd?
Discuss.



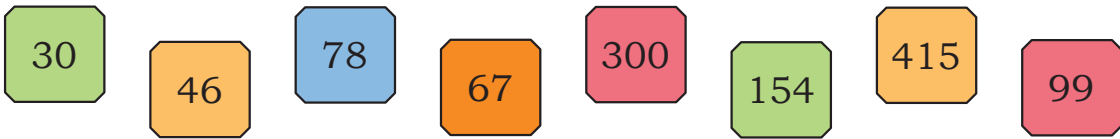
Shirley observes an interesting even-odd pattern in the page numbers of her Maths book.

Explore your textbook and find out what Shirley has seen. Draw a square on the even numbers. Put a circle on the odd numbers.





Identify which of the following numbers are even and which are odd. Explain your reasoning.



Odd numbers : _____

Even numbers : _____

Make two 2-digit numbers using the digits 1 and 6 without repetition.

Identify the numbers as even or odd. Now choose any two digits and make 2-digit numbers in such a way that the numbers are even. _____

Are there more even or odd numbers between 1 and 100?

Shirley notices that both the numbers, before and after an odd number, are even.

Shiv wonders if both the numbers, before and after an even number, will be odd. What do you think? Check and discuss.

Choose any 10 numbers in order without skipping any (consecutive numbers). Write whether they are even or odd below each number. What do you notice? Discuss.

