



MINISTRY OF
EDUCATION
GOVERNMENT OF INDIA

District Report Card for Aspirational Districts

DOHAD (Gujarat)

Percentage of student performing below basic

8%



INTRODUCTION

The District Report Card (DRC) presents the academic achievement of school students at the District Level along with the participation rate of students and schools in the National Achievement Survey (NAS). The DRC communicates the findings of the NAS for classes III, V, VIII and X.



MINISTRY OF
EDUCATION
GOVERNMENT OF INDIA

NAS 2017

National Achievement Survey
Class III, V, VIII and X

District Report Card for Aspirational Districts DOHAD (Gujarat)

विद्यया ऽ मृतमश्नुते



एन सी ई आर टी
NCERT

राष्ट्रीय शैक्षिक अनुसंधान और प्रशिक्षण परिषद्
NATIONAL COUNCIL OF EDUCATIONAL RESEARCH AND TRAINING

ISBN 978-93-91444-59-4

NAS 2017-18

Classes III, V, VIII and X

District Report Card for Aspirational Districts DOHAD (Gujarat)

First Edition

October 2021 Ashwina 1943

© National Council of Educational Research and Training, 2021

All rights reserved. No part of this report may be reproduced in any form or by any electronic or mechanical means – except in the case of brief quotations embodied in articles or reviews – without written permission from its publisher.




Unpriced — Printed Digitally

Published at the NAS Cell by Secretary, National Council of Educational Research and Training, Sri Aurobindo Marg, New Delhi 110016.

Highlights




Class
3

Performance of students
(in percent correct)

-  **67%** (EVS)
-  **71%** (Language) and
-  **65%** (Mathematics)





Class
5

Performance of students
(in percent correct)

-  **65%** (EVS)
-  **66%** (Language) and
-  **62%** (Mathematics)






Class
8

Performance of students
(in percent correct)

-  **69%** (Language)
-  **60%** (Mathematics)
-  **62%** (Science) and
-  **59%** (Social Science)

Class
10

Performance of students
(in percent correct)

-  **44%** (Modern Indian Language)
-  **30%** (English)
-  **30%** (Mathematics)
-  **30%** (Science) and
-  **35%** (Social Science)

Participation

Class 3, 5 and 8



Class 10

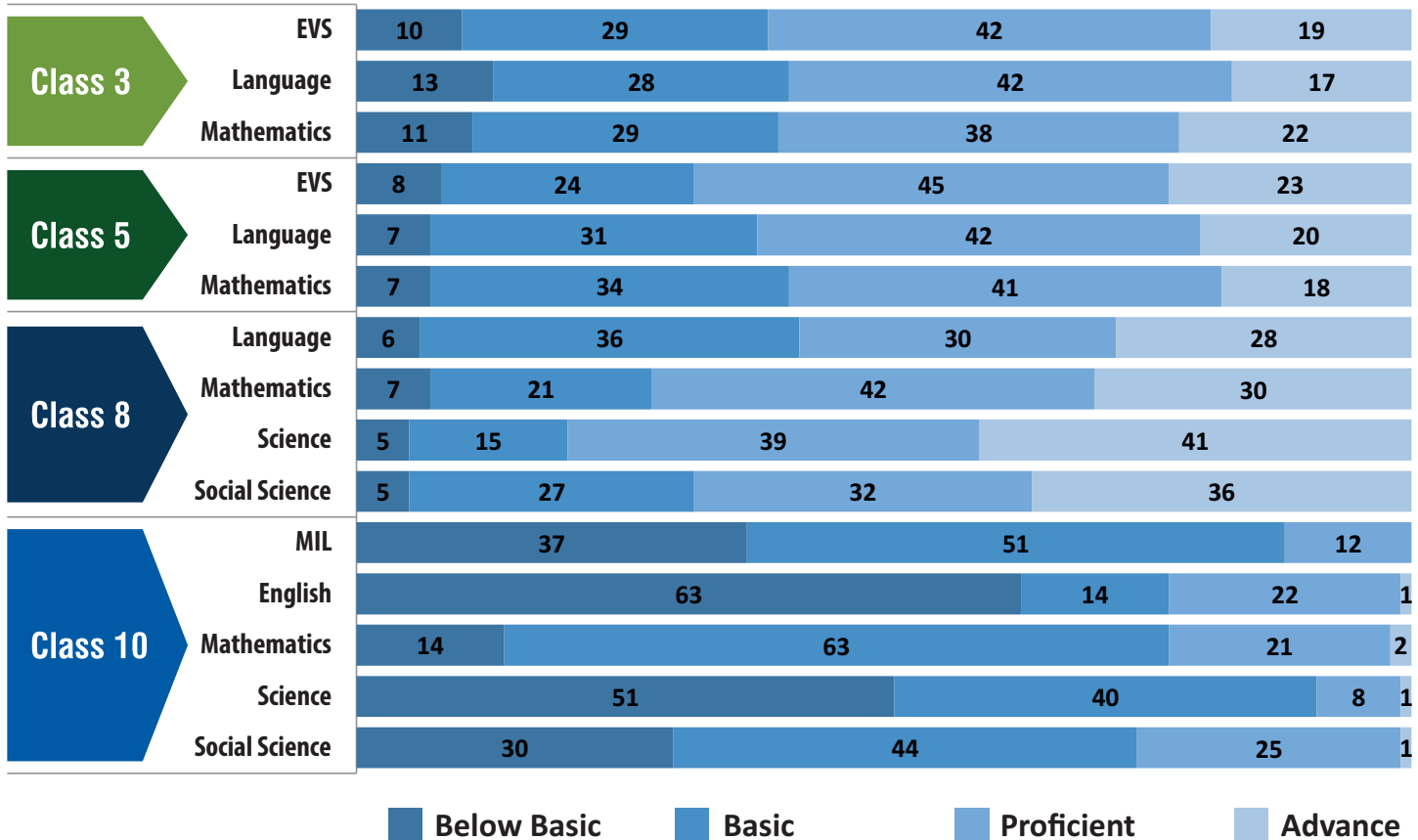


Average Achievement (in percent correct)

■ District Average ■ State Average ■ National Average



Percentage of Students by Performance Level



■ Below Basic ■ Basic ■ Proficient ■ Advance



Performance by Gender

		Class 3		Class 5		Class 8		Class 10	
		Boys	Girls	Boys	Girls	Boys	Girls	Boys	Girls
EVS	District	66	68	64	67	--	--	--	--
	State	66	68	56	57	--	--	--	--
	National	63	63	55	56	--	--	--	--
Language/English	District	69	73	63	69	68	70	30	30
	State	70	71	57	59	62	66	32	33
	National	66	67	56	57	55	56	36	37
Mathematics	District	64	66	61	64	58	61	30	30
	State	63	64	56	57	46	48	32	32
	National	62	62	52	52	41	41	34	33
Science	District	--	--	--	--	61	63	30	30
	State	--	--	--	--	51	52	32	33
	National	--	--	--	--	43	43	34	34
Social Science	District	--	--	--	--	58	61	36	35
	State	--	--	--	--	52	54	37	38
	National	--	--	--	--	42	43	39	39
MIL	District	--	--	--	--	--	--	44	44
	State	--	--	--	--	--	--	46	51
	National	--	--	--	--	--	--	47	49



Performance by Location

		Class 3		Class 5		Class 8		Class 10	
		Rural	Urban	Rural	Urban	Rural	Urban	Rural	Urban
EVS	District	67	70	65	68	--	--	--	--
	State	67	65	57	56	--	--	--	--
	National	69	73	61	56	--	--	--	--
Language/English	District	70	76	66	65	68	74	30	32
	State	71	69	58	58	64	62	31	34
	National	74	70	61	58	54	53	33	43
Mathematics	District	64	71	62	55	60	57	30	32
	State	64	62	56	54	47	46	31	32
	National	72	72	67	62	43	35	29	39
Science	District	--	--	--	--	62	61	30	31
	State	--	--	--	--	52	49	32	33
	National	--	--	--	--	44	40	34	37
Social Science	District	--	--	--	--	59	63	35	35
	State	--	--	--	--	54	51	37	38
	National	--	--	--	--	44	45	36	41
MIL	District	--	--	--	--	--	--	44	45
	State	--	--	--	--	--	--	48	49
	National	--	--	--	--	--	--	37	40



Performance by Management

		Class 3		Class 5		Class 8		Class 10		
		Govt.	Govt. Aided	Govt.	Govt. Aided	Govt.	Govt. Aided	Govt.	Govt. Aided	Private
EVS	District	63	--	56	--	--	--	--	--	--
	State	65	65	57	51	--	--	--	--	--
	National	63	41	56	35	--	--	--	--	--
Language/English	District	68	--	57	--	62	--	27	33	37
	State	69	68	59	56	61	63	30	33	36
	National	66	43	57	37	55	41	28	21	42
Mathematics	District	61	--	57	--	48	--	25	31	33
	State	62	62	55	49	44	42	29	31	36
	National	63	41	52	33	41	29	27	20	36
Science	District	--	--	--	--	51	--	30	33	31
	State	--	--	--	--	47	44	31	32	36
	National	--	--	--	--	43	30	28	21	36
Social Science	District	--	--	--	--	51	--	33	37	37
	State	--	--	--	--	50	43	36	37	41
	National	--	--	--	--	43	30	32	23	41
MIL	District	--	--	--	--	--	--	42	47	46
	State	--	--	--	--	--	--	46	46	53
	National	--	--	--	--	--	--	37	28	52



Performance by Social Group

		Class 3				Class 5				Class 8				Class 10			
		SC	ST	OBC	Oth.	SC	ST	OBC	Oth.	SC	ST	OBC	Oth.	SC	ST	OBC	Oth.
EVS	District	76	67	70	52	61	65	64	76	--	--	--	--	--	--	--	--
	State	67	67	67	68	57	55	56	58	--	--	--	--	--	--	--	--
	National	63	61	64	64	55	54	56	57	--	--	--	--	--	--	--	--
Language/English	District	82	70	77	72	59	66	65	89	73	69	66	66	28	30	29	46
	State	70	71	70	72	57	58	57	60	64	62	64	67	31	30	32	36
	National	66	64	67	67	56	56	57	58	55	52	57	58	34	34	36	39
Mathematics	District	80	64	72	61	52	63	63	79	65	60	59	54	37	30	30	35
	State	63	63	64	65	56	55	55	58	46	44	48	48	31	30	32	34
	National	62	60	63	64	52	50	53	54	40	39	41	42	32	31	34	36
Science	District	--	--	--	--	--	--	--	--	65	62	62	68	31	30	30	36
	State	--	--	--	--	--	--	--	--	50	51	52	52	32	31	32	35
	National	--	--	--	--	--	--	--	--	42	41	44	44	33	33	34	35
Social Science	District	--	--	--	--	--	--	--	--	72	59	56	68	36	36	34	43
	State	--	--	--	--	--	--	--	--	54	53	54	54	37	37	37	40
	National	--	--	--	--	--	--	--	--	42	40	43	44	38	38	39	41
MIL	District	--	--	--	--	--	--	--	--	--	--	--	--	41	43	46	53
	State	--	--	--	--	--	--	--	--	--	--	--	--	48	47	48	52
	National	--	--	--	--	--	--	--	--	--	--	--	--	47	45	49	51

What Children say about Schools?

96%
students like to go
to school

95%
students use same
language at home
as medium of
instruction in the
class

95%
students could
understand, what
teachers teach in
the class

89%
students of class
3, 5 and 8 go out
and play during
games period

76%
students avail
library facility in
the school.

36%
students of class
3, 5 and 8 avail
computer in the
school

79%
students of class
10 have science
laboratory facility
in school

34%
students of class
10 used internet
for school project
and assignment

18%
children get
parental
support for their
educational
achievement

17%
parents involve in
school activities

What teachers responded about school?

98%
teachers have adequate
instructional material and
supplies.

93%
teachers have adequate work
space.

09%
teachers say that they are
overloaded with the work.

19%
teachers have responded
that the school building need
significant repair.

17%
teachers have responded that
lack of Drinking water facilities
in school.

10%
teachers have responded that
inadequate toilet facilities in
school.

82%
teachers participated in
professional development
program.

60%

Students attended pre-primary
classes/anganwadi

What head teacher responded about school ?

63%
of schools have adequate qualified teaching
staff.

50%
of schools have adequate supporting staff.

35%
of schools have adequate audio visual
resources.

67%
of schools have adequate library resources.

92%
of schools participate in sports activities.

Performance of the District in Learning Outcomes (LOs)

Class 3

LO Code	Learning Outcomes for Class 3	Average Performance (in percent)
Language		
L304	Reads small texts with comprehension i.e., identifies main ideas, details, sequence and draws conclusions	70
L312	Reads printed scripts on the classroom walls: poems, posters, charts etc	70
Mathematics		
M301	Reads and writes numbers up to 999 using place value	62
M302	Compares numbers up to 999 based on their place values	78
M303	Solves simple daily life problems using addition and subtraction of three digit numbers with and without regrouping	57
M304	Constructs and uses the multiplication facts (up till 10) in daily life situations	64
M305	Analyses and applies an appropriate number operation in the situation/ context	65
M306	Explains the meaning of division facts by equal grouping/sharing and finds it by repeated subtraction	60
M309	Identifies and makes 2D-shapes by paper folding, paper cutting on the dot grid, using straight lines etc.	77
M311	Fills a given region leaving no gaps using a tile of a given shape	49
M312	Estimates and measures length and distance using standard units like centimetres or metres & identifies relationships	38
M317	Reads the time correctly to the hour using a clock/watch	68
M318	Extends patterns in simple shapes and numbers	56
M319	Records data using tally marks, represents pictorially and draws conclusions	76
EVS		
E302	Identifies simple features (e.g. movement, at places found/ kept, eating habits, sounds) of animals and birds in the immediate surroundings.	56
E303	Identifies relationships with and among family members	71
E304	Identifies objects, signs (vessels, stoves, transport, means of communication, transport, signboards), places (types of houses/shelters, bus stand, petrol pump) activities (works people do, cooking processes) at home/school/neighbourhood	67
E305	Describes need of food for people of different age groups, animals/birds, availability of food and water and use of water at home and surroundings	67
E307	Groups objects, birds, animals, features, activities according to differences/similarities using different senses. (e.g. appearance/place of living/ food/ movement/ likes-dislikes/ any other features)	73
E309	Identifies directions, location of objects/places in simple maps using signs/symbols/verbally	69
E310	Guesses properties, estimates quantities of materials/activities in daily life and verifies using symbols/non-standard units.	68
E311	Records observations, experiences, information on objects/activities/places visited in different ways and predicts patterns etc.	47
E313	Observes rules in games (local. indoor, outdoor)	35
E314	Voices opinion on good/bad touch , stereotypes for tasks/play/food in family w.r.t gender, misuse/wastage of food and water in family and school.	74

Class 5

LO Code	Learning Outcomes for Class 5	Average Performance (in percent)
Language		
L504	Reads and comprehends independently storybooks, news items/ headlines, advertisements etc.	64
L508	Reads text with comprehension, locates details and sequence of events	66
Mathematics		
M401	Applies operations of numbers in daily life situations	74
M412	Explores the area and perimeter of simple geometrical shapes (triangle, rectangle, square) in terms of given shape as a unit	57
M418	Calculates time intervals/duration of familiar daily life events by using forward or backward counting/addition and subtraction	78
M421	Represent the collected information in tables and bar graphs and draws inferences from these	73
M501	Reads and writes numbers bigger than 1000 being used in her/his surroundings	67
M504	Estimates sum, difference, product and quotient of numbers and verifies the same using different strategies like using standard algorithms or breaking a number and then using operation	61
M505	Finds the number corresponding to part of a collection	61
M506	Identifies and forms equivalent fractions of a given fraction	44
M508	Converts fractions into decimals and vice versa	64
M509	Classifies angles into right angle, acute angle, obtuse angle and represents the same by drawing and tracing	59
M512	Relates different commonly used larger and smaller units of length, weight and volume and converts larger units to smaller units and vice versa	70
M513	Estimates the volume of a solid body in known units	46
M514	Applies the four fundamental arithmetic operations in solving problems involving money, length, mass, capacity and time intervals	55
M515	Identifies the pattern in triangular number and square number	53
M516	Collects data related to various daily life situations, represents it in tabular form and as bar graphs and interprets it.	68
EVS		
E403	Identifies relationship with and among family members in extended family	71
E410	Records observations/experiences/information for objects, activities, phenomena, places visited in different ways and predicts patterns and activities/ phenomena	63
E501	Explains the super senses and unusual features (sight, smell, hear, sleep, sound, etc.) of animals and their responses to light, sound, food etc	68
E503	Describes the interdependence among animals, plants and humans	75
E504	Explains the role and functions of different institutions in daily life (Bank, Panchayat, cooperatives, police station, etc.)	81
E505	Establishes linkages among terrain, climate, resources (food, water, shelter, livelihood) and cultural life. (e.g. life in distant/difficult areas like hot/cold deserts).	35
E506	Groups objects, materials, activities for features/properties such as shape, taste, colour, texture, sound, traits etc.	56
E507	Traces the changes in practices, customs, techniques of past and present through coins, paintings, monuments, museum etc. and interacting with elders	75

LO Code	Learning Outcomes for Class 5	Average Performance (in percent)
E508	Guesses (properties, conditions of phenomena), estimates spatial quantities (distance, area, volume, weight etc.) and time in simple standard units and verifies using simple tools/set ups	56
E509	Records observations/experiences/information in an organized manner (e.g. in tables/ sketches/ bar graphs/ pie charts) and predicts patterns in activities/phenomena to establish relation between cause and effect	57
E510	Identifies signs, directions, location of different objects/landmarks of a locality /place visited in maps and predicts directions w.r.t. positions at different places for a location	67
E512	Voices opinions on issues observed/experienced and relates practices /happenings to larger issues of society.	64
E513	Suggests ways for hygiene, health, managing waste, disaster/emergency situations and protecting/saving resources	75

Class 8

LO Code	Learning Outcomes for Class 8	Average Performance (in percent)
Language		
L813	Read textual/non-textual materials with comprehension and identifies the details, characters, main idea and sequence of ideas and events while reading	69
Mathematics		
M601	Solves problems involving large numbers by applying appropriate operations	56
M606	Solves problems on daily life situations involving addition and subtraction of fractions / decimals	72
M620	Finds out the perimeter and area of rectangular objects in the surroundings like floor of the class room, surfaces of a chalk box etc.	65
M621	Arranges given/collected information in the form of table, pictograph and bar graph and interprets them	68
M702	Interprets the division and multiplication of fractions	53
M705	Solves problems related to daily life situations involving rational numbers	57
M706	Uses exponential form of numbers to simplify problems involving multiplication and division of large numbers.	63
M707	Adds/subtracts algebraic expressions	73
M710	Solves problems related to conversion of percentage to fraction and decimal and vice versa	56
M717	Finds out approximate area of closed shapes by using unit square grid/ graph sheet	34
M719	Finds various representative values for simple data from her/his daily life contexts like mean, median and mode	61
M721	Interprets data using bar graph such as consumption of electricity is more in winters than summer	73
M801	Generalises properties of addition, subtraction, multiplication and division of rational numbers through patterns	45
M802	Finds rational numbers between two given rational numbers	63
M803	Proves divisibility rules of 2, 3,4, 5, 6, 9 and 11	69
M804	Finds squares, cubes, square roots and cube roots of numbers using different methods.	68
M808	Use various algebraic identities in solving problems of daily life.	65
M812	Verifies properties of parallelogram and establishes the relationship between them through reasoning	48
M818	Finds surface area and volume of cuboidal and cylindrical object	34
M819	Draws and interprets bar charts and pie charts	68

LO Code	Learning Outcomes for Class 8	Average Performance (in percent)
Science		
SCI703	Classifies materials and organisms based on properties/characteristics	66
SCI704	Conducts simple investigation to seek answers to queries	49
SCI705	Relates processes and phenomenon with causes	58
SCI708	Measures and calculates e.g., temperature; pulse rate; speed of moving objects; time period of a simple pendulum, etc	78
SCI710	Plots and interprets graphs	44
SCI711	Constructs models using materials from surroundings and explains their working	63
SCI801	Differentiates materials, organism and processes	63
SCI804	Relates processes and phenomenon with causes	57
SCI805	Explains processes and phenomenon	55
SCI807	Measures angles of incidence and reflection, etc.	63
SCI811	Applies learning of scientific concepts in day-to-day life	65
SCI813	Makes efforts to protect environment	75
Social Science		
SST605	Identifies latitudes and longitudes, e.g., poles, equator, tropics, States/UTs of India and other neighbouring countries on globe and the world map	70
SST610	Locates important historical sites, places on an outline map of India	74
SST625	Describes the functioning of rural and urban local government bodies in sectors like health and education	19
SST703	Explains preventive actions to be undertaken in the event of disasters	60
SST704	Describes formation of landforms due to various factors	65
SST722	Explains the significance of equality in democracy	55
SST726	Describes the process of election to the legislative assembly	72
SST731	Explains the functioning of media with appropriate examples from newspapers.	53
SST733	Differentiates between different kinds of markets	80
SST734	Traces how goods travel through various market places.	75
SST802	Describes major crops, types of farming and agricultural practices in her/his own area/state	48
SST805	Locates distribution of important minerals e.g. coal and mineral oil on the world map	43
SST807	Justifies judicious use of natural resources	8
SST809	Draws interrelationship between types of farming and development in different regions of the world	39
SST810	Distinguishes the modern period from the medieval and the ancient periods through the use of sources	68
SST815	Explains the origin, nature and spread of the revolt of 1857 and the lessons learned from it	65
SST816	Analyses the decline of pre-existing urban centers and handicraft industries and the development of new urban centers and industries in India during the colonial period	49
SST818	Analyses the issues related to caste, women, widow remarriage, child marriage, social reforms and the laws and policies of colonial administration towards these issues	74
SST823	Applies the knowledge of the Fundamental Rights to find out about their violation, protection and promotion in a given situation	56
SST827	Describes the process of making a law. (e.g. Domestic Violence Act, RTI Act, RTE Act)	67
SST831	Identifies the role of Government in providing public facilities such as water, sanitation, road, electricity etc., and recognizes their availability	67
SST833	Draws bar diagram to show population of different countries/India/states	78

Performance of Students: Content wise

Subjects	District Average (% correct)	State Average (% correct)	Significant Difference
Mathematics	30.28	32.14	↓
Algebra	31.27	33.16	↓
Coordinate Geometry	24.46	26.85	↓
Mensuration	30.13	32.91	↓
Geometry	28.75	32.78	↓
Statistics	31.83	31.13	↔
Trigonometry	33.36	31.30	↑
Number System	29.70	26.58	↑
Probability	33.41	35.85	↔
SCIENCE	29.87	32.70	↓
Food	31.70	35.53	↓
Materials	28.65	29.93	↓
The world of living	32.78	36.81	↓
Moving things, people and ideas	30.50	34.19	↓
How things work	31.58	32.91	↓
Natural phenomena	23.56	25.47	↓
Natural resources	30.80	37.32	↓
SOCIAL SCIENCE	35.59	37.76	↓
Political Science	37.41	38.39	↔
History	33.01	34.25	↓
Economics	35.80	40.70	↓
Geography	36.14	37.71	↓
ENGLISH	30.19	32.28	↓
Reading Comprehension	31.03	34.17	↓
Language Element	29.29	30.49	↓
MODERN INDIAN LANGUAGE (MIL)	43.95	51.07	↓
Reading Comprehension	43.95	51.07	↓

Project Team

MoE

- Smt. Anita Karwal, *Secretary, Department of School Education and Literacy (SE&L)*
- Shri. Maneesh Garg, *Joint Secretary, Department of School Education and Literacy (SE&L)*
- Shri. JP Pandey, *Director, Department of School Education and Literacy (SE&L)*

NCERT

- Prof. Sridhar Srivastava, *I/c Director, NCERT*
- Prof. Indrani Bhaduri, *Head, ESD and National Coordinator, NAS*
- Dr. Sukhvinder, *Associate Professor, ESD*
- Dr. Vishal D. Pajankar, *Assistant Professor, ESD*
- Dr. Satya Bhushan, *Assistant Professor, ESD*
- Dr. Gulfam, *Assistant Professor, ESD*

Project Supporting Staff (NCERT)

- Ms. Bhaswati De, *Data Manager*
- Mr. Sajid Khalil, *Senior Graphic Designer-cum-Visualizer*
- Mr. Puneet Bhola, *System Analyst*

State Functionaries

State Directorate of Education, SCERTs, SIEs, DIETs, Schools

For any clarification, please contact:
indranibhaduri@nationalachievementsurvey.co.in



National Achievement Survey (NAS) Cell

राष्ट्रीय शैक्षिक अनुसंधान और प्रशिक्षण परिषद्
National Council of Educational Research and Training
Sri Aurobindo Marg, New Delhi - 110016

www.ncert.nic.in