



MINISTRY OF  
**EDUCATION**  
GOVERNMENT OF INDIA

# District Report Card for Aspirational Districts

## KATI HAR (Bihar)

Percentage of student performing below basic

**16%**



### INTRODUCTION

The District Report Card (DRC) presents the academic achievement of school students at the District Level along with the participation rate of students and schools in the National Achievement Survey (NAS). The DRC communicates the findings of the NAS for classes III, V, VIII and X.





MINISTRY OF  
**EDUCATION**  
GOVERNMENT OF INDIA

**NAS 2017**

National Achievement Survey  
**Class III, V, VIII and X**

**District Report Card for  
Aspirational Districts  
KATIHAR (Bihar)**

विद्यया ऽ मृतमश्नुते



एन सी ई आर टी  
NCERT

राष्ट्रीय शैक्षिक अनुसंधान और प्रशिक्षण परिषद्  
NATIONAL COUNCIL OF EDUCATIONAL RESEARCH AND TRAINING

ISBN 978-93-91444-95-2

## NAS 2017-18

### Classes III, V, VIII and X

District Report Card for Aspirational Districts KATIHAR (Bihar)

### First Edition

October 2021 Ashwina 1943

© National Council of Educational Research and Training, 2021

*All rights reserved. No part of this report may be reproduced in any form or by any electronic or mechanical means – except in the case of brief quotations embodied in articles or reviews – without written permission from its publisher.*

Unpriced — Printed Digitally




---

Published at the NAS Cell by Secretary, National Council of Educational Research and Training, Sri Aurobindo Marg, New Delhi 110016.

# Highlights




Class  
**3**

Performance of students  
(in percent correct)

-  **61%** (EVS)
-  **66%** (Language) and
-  **61%** (Mathematics)





Class  
**5**

Performance of students  
(in percent correct)

-  **57%** (EVS)
-  **56%** (Language) and
-  **52%** (Mathematics)






Class  
**8**

Performance of students  
(in percent correct)

-  **57%** (Language)
-  **44%** (Mathematics)
-  **42%** (Science) and
-  **43%** (Social Science)

Class  
**10**

Performance of students  
(in percent correct)

-  **41%** (Modern Indian Language)
-  **28%** (English)
-  **36%** (Mathematics)
-  **31%** (Science) and
-  **35%** (Social Science)

## Participation

Class 3, 5 and 8



**3776**  
Students



**1**  
Teachers



**173**  
Schools

Class 10



**2671**  
Students



**274**  
Teachers



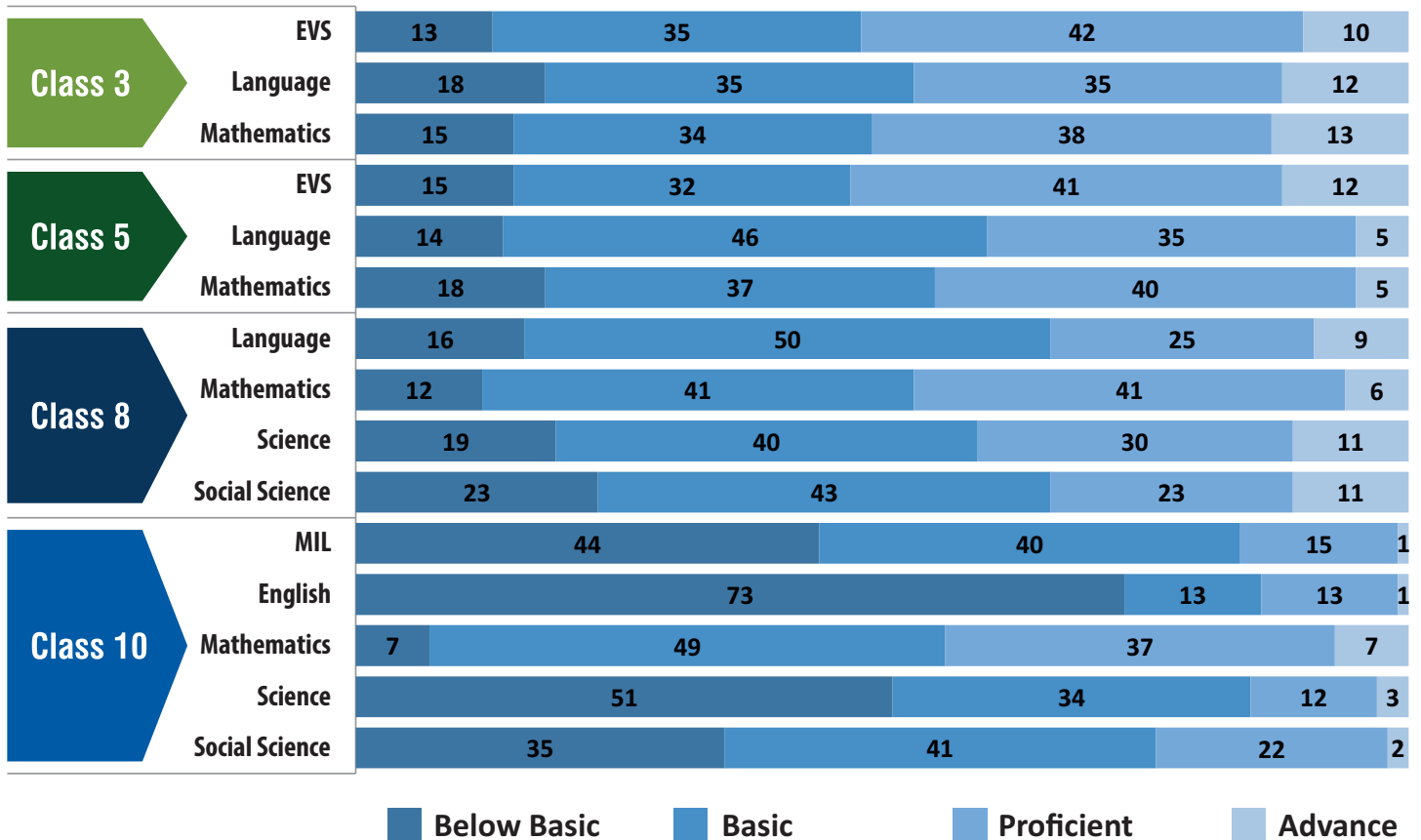
**80**  
Schools

### Average Achievement (in percent correct)

■ District Average ■ State Average ■ National Average



### Percentage of Students by Performance Level





## Performance by Gender

		Class 3		Class 5		Class 8		Class 10	
		Boys	Girls	Boys	Girls	Boys	Girls	Boys	Girls
EVS	District	62	60	56	58	--	--	--	--
	State	61	62	57	57	--	--	--	--
	National	63	63	55	56	--	--	--	--
Language/English	District	67	65	56	56	57	56	30	27
	State	66	66	57	57	59	57	29	29
	National	66	67	56	57	55	56	36	37
Mathematics	District	63	59	52	52	43	44	39	34
	State	61	61	52	52	45	45	38	35
	National	62	62	52	52	41	41	34	33
Science	District	--	--	--	--	41	43	31	31
	State	--	--	--	--	44	43	32	31
	National	--	--	--	--	43	43	34	34
Social Science	District	--	--	--	--	42	43	36	34
	State	--	--	--	--	46	45	37	36
	National	--	--	--	--	42	43	39	39
MIL	District	--	--	--	--	--	--	42	40
	State	--	--	--	--	--	--	42	41
	National	--	--	--	--	--	--	47	49



## Performance by Location

		Class 3		Class 5		Class 8		Class 10	
		Rural	Urban	Rural	Urban	Rural	Urban	Rural	Urban
EVS	District	61	65	58	43	--	--	--	--
	State	61	66	57	58	--	--	--	--
	National	69	73	61	56	--	--	--	--
Language/English	District	65	71	56	50	55	67	28	32
	State	66	69	57	58	57	62	29	29
	National	74	70	61	58	54	53	33	43
Mathematics	District	61	61	53	39	43	49	35	42
	State	61	65	52	53	45	45	36	35
	National	72	72	67	62	43	35	29	39
Science	District	--	--	--	--	42	46	30	39
	State	--	--	--	--	43	44	31	31
	National	--	--	--	--	44	40	34	37
Social Science	District	--	--	--	--	41	53	34	41
	State	--	--	--	--	45	46	37	36
	National	--	--	--	--	44	45	36	41
MIL	District	--	--	--	--	--	--	40	47
	State	--	--	--	--	--	--	42	42
	National	--	--	--	--	--	--	37	40



### Performance by Management

		Class 3		Class 5		Class 8		Class 10		
		Govt.	Govt. Aided	Govt.	Govt. Aided	Govt.	Govt. Aided	Govt.	Govt. Aided	Private
EVS	District	70	--	60	--	--	--	--	--	
	State	58	56	52	54	--	--	--	--	
	National	63	41	56	35	--	--	--	--	
Language/English	District	73	--	63	--	64	--	30	--	36
	State	62	62	52	58	53	62	33	47	29
	National	66	43	57	37	55	41	28	21	42
Mathematics	District	69	--	54	--	52	--	42	--	46
	State	58	56	48	50	39	39	33	37	37
	National	63	41	52	33	41	29	27	20	36
Science	District	--	--	--	--	48	--	32	--	35
	State	--	--	--	--	40	44	32	40	31
	National	--	--	--	--	43	30	28	21	36
Social Science	District	--	--	--	--	49	--	36	--	39
	State	--	--	--	--	42	46	37	44	38
	National	--	--	--	--	43	30	32	23	41
MIL	District	--	--	--	--	--	--	38	--	41
	State	--	--	--	--	--	--	40	48	42
	National	--	--	--	--	--	--	37	28	52



### Performance by Social Group

		Class 3				Class 5				Class 8				Class 10				
		SC	ST	OBC	Oth.	SC	ST	OBC	Oth.	SC	ST	OBC	Oth.	SC	ST	OBC	Oth.	
EVS	District	64	68	61	56	53	55	59	52	--	--	--	--	--	--	--	--	--
	State	61	62	62	64	55	56	57	58	--	--	--	--	--	--	--	--	--
	National	63	61	64	64	55	54	56	57	--	--	--	--	--	--	--	--	--
Language/English	District	66	74	67	59	55	60	56	54	53	58	58	56	30	28	27	30	
	State	66	66	67	69	55	57	57	59	55	58	58	61	27	27	29	30	
	National	66	64	67	67	56	56	57	58	55	52	57	58	34	34	36	39	
Mathematics	District	62	70	61	56	51	49	54	47	42	47	44	44	34	32	36	40	
	State	60	59	61	64	49	52	52	53	42	43	45	46	34	34	37	38	
	National	62	60	63	64	52	50	53	54	40	39	41	42	32	31	34	36	
Science	District	--	--	--	--	--	--	--	--	40	35	43	41	29	32	30	34	
	State	--	--	--	--	--	--	--	--	40	40	44	45	29	28	31	32	
	National	--	--	--	--	--	--	--	--	42	41	44	44	33	33	34	35	
Social Science	District	--	--	--	--	--	--	--	--	41	36	45	37	33	32	35	36	
	State	--	--	--	--	--	--	--	--	43	43	46	47	35	34	37	38	
	National	--	--	--	--	--	--	--	--	42	40	43	44	38	38	39	41	
MIL	District	--	--	--	--	--	--	--	--	--	--	--	--	37	39	41	43	
	State	--	--	--	--	--	--	--	--	--	--	--	--	39	41	42	44	
	National	--	--	--	--	--	--	--	--	--	--	--	--	47	45	49	51	

## What Children say about Schools?

**100%**  
students like to go  
to school

**100%**  
students use same  
language at home  
as medium of  
instruction in the  
class

**100%**  
students could  
understand, what  
teachers teach in  
the class

**100%**  
students of class  
3, 5 and 8 go out  
and play during  
games period

**33%**  
students avail  
library facility in  
the school.

**00%**  
students of class  
3, 5 and 8 avail  
computer in the  
school

**63%**  
students of class  
10 have science  
laboratory facility  
in school

**34%**  
students of class  
10 used internet  
for school project  
and assignment

**100%**  
children get  
parental  
support for their  
educational  
achievement

**100%**  
parents involve in  
school activities

## What teachers responded about school?

**100%**  
teachers have adequate  
instructional material and  
supplies.

**100%**  
teachers have adequate work  
space.

**00%**  
teachers say that they are  
overloaded with the work.

**00%**  
teachers have responded  
that the school building need  
significant repair.

**00%**  
teachers have responded that  
lack of Drinking water facilities  
in school.

**00%**  
teachers have responded that  
inadequate toilet facilities in  
school.

**00%**  
teachers participated in  
professional development  
program.

## What head teacher responded about school ?

**66%**  
of schools have adequate qualified teaching  
staff.

**57%**  
of schools have adequate supporting staff.

**38%**  
of schools have adequate audio visual  
resources.

**46%**  
of schools have adequate library resources.

**96%**  
of schools participate in sports activities.

## Performance of the District in Learning Outcomes (LOs)

## Class 3

LO Code	Learning Outcomes for Class 3	Average Performance (in percent)
Language		
L304	Reads small texts with comprehension i.e., identifies main ideas, details, sequence and draws conclusions	65
L312	Reads printed scripts on the classroom walls: poems, posters, charts etc	66
Mathematics		
M301	Reads and writes numbers up to 999 using place value	59
M302	Compares numbers up to 999 based on their place values	72
M303	Solves simple daily life problems using addition and subtraction of three digit numbers with and without regrouping	59
M304	Constructs and uses the multiplication facts (up till 10) in daily life situations	66
M305	Analyses and applies an appropriate number operation in the situation/ context	55
M306	Explains the meaning of division facts by equal grouping/sharing and finds it by repeated subtraction	59
M309	Identifies and makes 2D-shapes by paper folding, paper cutting on the dot grid, using straight lines etc.	68
M311	Fills a given region leaving no gaps using a tile of a given shape	42
M312	Estimates and measures length and distance using standard units like centimetres or metres & identifies relationships	32
M317	Reads the time correctly to the hour using a clock/watch	72
M318	Extends patterns in simple shapes and numbers	52
M319	Records data using tally marks, represents pictorially and draws conclusions	69
EVS		
E302	Identifies simple features (e.g. movement, at places found/ kept, eating habits, sounds) of animals and birds in the immediate surroundings.	52
E303	Identifies relationships with and among family members	57
E304	Identifies objects, signs (vessels, stoves, transport, means of communication, transport, signboards), places (types of houses/shelters, bus stand, petrol pump) activities (works people do, cooking processes) at home/school/neighbourhood	62
E305	Describes need of food for people of different age groups, animals/birds, availability of food and water and use of water at home and surroundings	66
E307	Groups objects, birds, animals, features, activities according to differences/similarities using different senses. (e.g. appearance/place of living/ food/ movement/ likes-dislikes/ any other features)	65
E309	Identifies directions, location of objects/places in simple maps using signs/symbols/verbally	58
E310	Guesses properties, estimates quantities of materials/activities in daily life and verifies using symbols/non-standard units.	71
E311	Records observations, experiences, information on objects/activities/places visited in different ways and predicts patterns etc.	47
E313	Observes rules in games (local. indoor, outdoor)	28
E314	Voices opinion on good/bad touch , stereotypes for tasks/play/food in family w.r.t gender, misuse/wastage of food and water in family and school.	67

## Class 5

LO Code	Learning Outcomes for Class 5	Average Performance (in percent)
Language		
L504	Reads and comprehends independently storybooks, news items/ headlines, advertisements etc.	52
L508	Reads text with comprehension, locates details and sequence of events	58
Mathematics		
M401	Applies operations of numbers in daily life situations	37
M412	Explores the area and perimeter of simple geometrical shapes (triangle, rectangle, square) in terms of given shape as a unit	56
M418	Calculates time intervals/duration of familiar daily life events by using forward or backward counting/addition and subtraction	70
M421	Represent the collected information in tables and bar graphs and draws inferences from these	55
M501	Reads and writes numbers bigger than 1000 being used in her/his surroundings	62
M504	Estimates sum, difference, product and quotient of numbers and verifies the same using different strategies like using standard algorithms or breaking a number and then using operation	45
M505	Finds the number corresponding to part of a collection	49
M506	Identifies and forms equivalent fractions of a given fraction	43
M508	Converts fractions into decimals and vice versa	57
M509	Classifies angles into right angle, acute angle, obtuse angle and represents the same by drawing and tracing	47
M512	Relates different commonly used larger and smaller units of length, weight and volume and converts larger units to smaller units and vice versa	67
M513	Estimates the volume of a solid body in known units	37
M514	Applies the four fundamental arithmetic operations in solving problems involving money, length, mass, capacity and time intervals	53
M515	Identifies the pattern in triangular number and square number	45
M516	Collects data related to various daily life situations, represents it in tabular form and as bar graphs and interprets it.	51
EVS		
E403	Identifies relationship with and among family members in extended family	58
E410	Records observations/experiences/information for objects, activities, phenomena, places visited in different ways and predicts patterns and activities/ phenomena	57
E501	Explains the super senses and unusual features (sight, smell, hear, sleep, sound, etc.) of animals and their responses to light, sound, food etc	46
E503	Describes the interdependence among animals, plants and humans	59
E504	Explains the role and functions of different institutions in daily life (Bank, Panchayat, cooperatives, police station, etc.)	67
E505	Establishes linkages among terrain, climate, resources (food, water, shelter, livelihood) and cultural life. (e.g. life in distant/difficult areas like hot/cold deserts).	38
E506	Groups objects, materials, activities for features/properties such as shape, taste, colour, texture, sound, traits etc.	36
E507	Traces the changes in practices, customs, techniques of past and present through coins, paintings, monuments, museum etc. and interacting with elders	47

LO Code	Learning Outcomes for Class 5	Average Performance (in percent)
E508	Guesses (properties, conditions of phenomena), estimates spatial quantities (distance, area, volume, weight etc. ) and time in simple standard units and verifies using simple tools/set ups	55
E509	Records observations/experiences/information in an organized manner (e.g. in tables/ sketches/ bar graphs/ pie charts) and predicts patterns in activities/phenomena to establish relation between cause and effect	57
E510	Identifies signs, directions, location of different objects/landmarks of a locality /place visited in maps and predicts directions w.r.t. positions at different places for a location	66
E512	Voices opinions on issues observed/experienced and relates practices /happenings to larger issues of society.	62
E513	Suggests ways for hygiene, health, managing waste, disaster/emergency situations and protecting/saving resources	67

## Class 8

LO Code	Learning Outcomes for Class 8	Average Performance (in percent)
Language		
L813	Read textual/non-textual materials with comprehension and identifies the details, characters, main idea and sequence of ideas and events while reading	57
Mathematics		
M601	Solves problems involving large numbers by applying appropriate operations	46
M606	Solves problems on daily life situations involving addition and subtraction of fractions / decimals	56
M620	Finds out the perimeter and area of rectangular objects in the surroundings like floor of the class room, surfaces of a chalk box etc.	53
M621	Arranges given/collected information in the form of table, pictograph and bar graph and interprets them	41
M702	Interprets the division and multiplication of fractions	43
M705	Solves problems related to daily life situations involving rational numbers	48
M706	Uses exponential form of numbers to simplify problems involving multiplication and division of large numbers.	42
M707	Adds/subtracts algebraic expressions	62
M710	Solves problems related to conversion of percentage to fraction and decimal and vice versa	46
M717	Finds out approximate area of closed shapes by using unit square grid/ graph sheet	37
M719	Finds various representative values for simple data from her/his daily life contexts like mean, median and mode	50
M721	Interprets data using bar graph such as consumption of electricity is more in winters than summer	52
M801	Generalises properties of addition, subtraction, multiplication and division of rational numbers through patterns	23
M802	Finds rational numbers between two given rational numbers	39
M803	Proves divisibility rules of 2, 3,4, 5, 6, 9 and 11	54
M804	Finds squares, cubes, square roots and cube roots of numbers using different methods.	52
M808	Use various algebraic identities in solving problems of daily life.	30
M812	Verifies properties of parallelogram and establishes the relationship between them through reasoning	29
M818	Finds surface area and volume of cuboidal and cylindrical object	11
M819	Draws and interprets bar charts and pie charts	45

LO Code	Learning Outcomes for Class 8	Average Performance (in percent)
<b>Science</b>		
SCI703	Classifies materials and organisms based on properties/characteristics	38
SCI704	Conducts simple investigation to seek answers to queries	29
SCI705	Relates processes and phenomenon with causes	41
SCI708	Measures and calculates e.g., temperature; pulse rate; speed of moving objects; time period of a simple pendulum, etc	58
SCI710	Plots and interprets graphs	36
SCI711	Constructs models using materials from surroundings and explains their working	29
SCI801	Differentiates materials, organism and processes	52
SCI804	Relates processes and phenomenon with causes	50
SCI805	Explains processes and phenomenon	31
SCI807	Measures angles of incidence and reflection, etc.	41
SCI811	Applies learning of scientific concepts in day-to-day life	40
SCI813	Makes efforts to protect environment	60
<b>Social Science</b>		
SST605	Identifies latitudes and longitudes, e.g., poles, equator, tropics, States/UTs of India and other neighbouring countries on globe and the world map	46
SST610	Locates important historical sites, places on an outline map of India	35
SST625	Describes the functioning of rural and urban local government bodies in sectors like health and education	31
SST703	Explains preventive actions to be undertaken in the event of disasters	61
SST704	Describes formation of landforms due to various factors	35
SST722	Explains the significance of equality in democracy	35
SST726	Describes the process of election to the legislative assembly	58
SST731	Explains the functioning of media with appropriate examples from newspapers.	60
SST733	Differentiates between different kinds of markets	62
SST734	Traces how goods travel through various market places.	59
SST802	Describes major crops, types of farming and agricultural practices in her/his own area/state	41
SST805	Locates distribution of important minerals e.g. coal and mineral oil on the world map	27
SST807	Justifies judicious use of natural resources	41
SST809	Draws interrelationship between types of farming and development in different regions of the world	29
SST810	Distinguishes the modern period from the medieval and the ancient periods through the use of sources	42
SST815	Explains the origin, nature and spread of the revolt of 1857 and the lessons learned from it	44
SST816	Analyses the decline of pre-existing urban centers and handicraft industries and the development of new urban centers and industries in India during the colonial period	26
SST818	Analyses the issues related to caste, women, widow remarriage, child marriage, social reforms and the laws and policies of colonial administration towards these issues	38
SST823	Applies the knowledge of the Fundamental Rights to find out about their violation, protection and promotion in a given situation	38
SST827	Describes the process of making a law. (e.g. Domestic Violence Act, RTI Act, RTE Act)	41
SST831	Identifies the role of Government in providing public facilities such as water, sanitation, road, electricity etc., and recognizes their availability	42
SST833	Draws bar diagram to show population of different countries/India/states	54

## Performance of Students: Content wise

Subjects	District Average (% correct)	State Average (% correct)	Significant Difference
<b>Mathematics</b>	<b>36.64</b>	<b>36.55</b>	↔
Algebra	38.04	37.85	↔
Coordinate Geometry	34.61	33.84	↔
Mensuration	40.39	39.59	↔
Geometry	32.78	33.27	↔
Statistics	34.54	34.79	↔
Trigonometry	45.54	43.86	↔
Number System	35.79	37.38	↔
Probability	34.06	33.47	↔
<b>SCIENCE</b>	<b>31.05</b>	<b>31.02</b>	↔
Food	32.82	30.67	↔
Materials	29.68	30.13	↔
The world of living	33.93	33.69	↔
Moving things, people and ideas	31.27	30.98	↔
How things work	33.26	29.64	↔
Natural phenomena	25.93	26.96	↔
Natural resources	36.10	34.67	↔
<b>SOCIAL SCIENCE</b>	<b>35.18</b>	<b>36.62</b>	↓
Political Science	39.66	40.27	↔
History	33.78	35.61	↓
Economics	33.41	35.33	↓
Geography	33.86	35.28	↓
<b>ENGLISH</b>	<b>28.40</b>	<b>28.95</b>	↔
Reading Comprehension	28.25	29.81	↓
Language Element	28.53	28.11	↔
<b>MODERN INDIAN LANGUAGE (MIL)</b>	<b>43.47</b>	<b>43.12</b>	↔
Reading Comprehension	43.47	43.12	↔

# Project Team

## MoE

- Smt. Anita Karwal, *Secretary, Department of School Education and Literacy (SE&L)*
- Shri. Maneesh Garg, *Joint Secretary, Department of School Education and Literacy (SE&L)*
- Shri. JP Pandey, *Director, Department of School Education and Literacy (SE&L)*

## NCERT

- Prof. Sridhar Srivastava, *I/c Director, NCERT*
- Prof. Indrani Bhaduri, *Head, ESD and National Coordinator, NAS*
- Dr. Sukhvinder, *Associate Professor, ESD*
- Dr. Vishal D. Pajankar, *Assistant Professor, ESD*
- Dr. Satya Bhushan, *Assistant Professor, ESD*
- Dr. Gulfam, *Assistant Professor, ESD*

## Project Supporting Staff (NCERT)

- Ms. Bhaswati De, *Data Manager*
- Mr. Sajid Khalil, *Senior Graphic Designer-cum-Visualizer*
- Mr. Puneet Bholra, *System Analyst*

## State Functionaries

State Directorate of Education, SCERTs, SIEs, DIETs, Schools

**For any clarification, please contact:**  
indranibhaduri@nationalachievementsurvey.co.in



---

**National Achievement Survey (NAS) Cell**

---

राष्ट्रीय शैक्षिक अनुसंधान और प्रशिक्षण परिषद्  
National Council of Educational Research and Training  
Sri Aurobindo Marg, New Delhi - 110016

[www.ncert.nic.in](http://www.ncert.nic.in)