



MINISTRY OF
EDUCATION
GOVERNMENT OF INDIA

District Report Card for Aspirational Districts

BARPETA (Assam)

Percentage of student performing below basic

10%



INTRODUCTION

The District Report Card (DRC) presents the academic achievement of school students at the District Level along with the participation rate of students and schools in the National Achievement Survey (NAS). The DRC communicates the findings of the NAS for classes III, V, VIII and X.



MINISTRY OF
EDUCATION
GOVERNMENT OF INDIA

NAS 2017

National Achievement Survey
Class III, V, VIII and X

District Report Card for Aspirational Districts BARPETA (Assam)

विद्यया ऽ मृतमश्नुते



एन सी ई आर टी
NCERT

राष्ट्रीय शैक्षिक अनुसंधान और प्रशिक्षण परिषद्
NATIONAL COUNCIL OF EDUCATIONAL RESEARCH AND TRAINING

ISBN 978-93-91444-58-7

NAS 2017-18

Classes III, V, VIII and X

District Report Card for Aspirational Districts BARPETA (Assam)

First Edition

October 2021 Ashwina 1943

© National Council of Educational Research and Training, 2021

All rights reserved. No part of this report may be reproduced in any form or by any electronic or mechanical means – except in the case of brief quotations embodied in articles or reviews – without written permission from its publisher.




Unpriced — Printed Digitally

Published at the NAS Cell by Secretary, National Council of Educational Research and Training, Sri Aurobindo Marg, New Delhi 110016.

Highlights




Class
3

Performance of students
(in percent correct)

-  **69%** (EVS)
-  **76%** (Language) and
-  **70%** (Mathematics)





Class
5

Performance of students
(in percent correct)

-  **68%** (EVS)
-  **65%** (Language) and
-  **68%** (Mathematics)






Class
8

Performance of students
(in percent correct)

-  **54%** (Language)
-  **55%** (Mathematics)
-  **54%** (Science) and
-  **53%** (Social Science)

Class
10

Performance of students
(in percent correct)

-  **52%** (Modern Indian Language)
-  **38%** (English)
-  **42%** (Mathematics)
-  **38%** (Science) and
-  **39%** (Social Science)

Participation

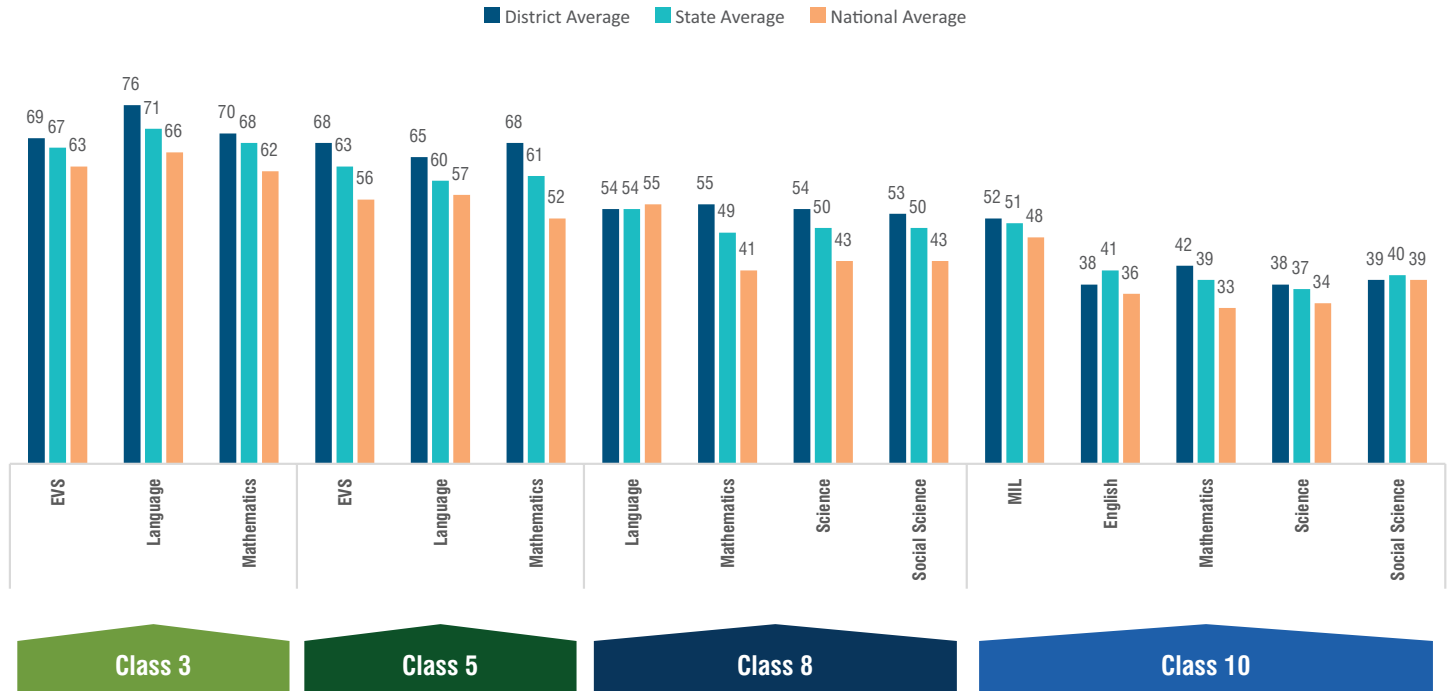
Class 3, 5 and 8



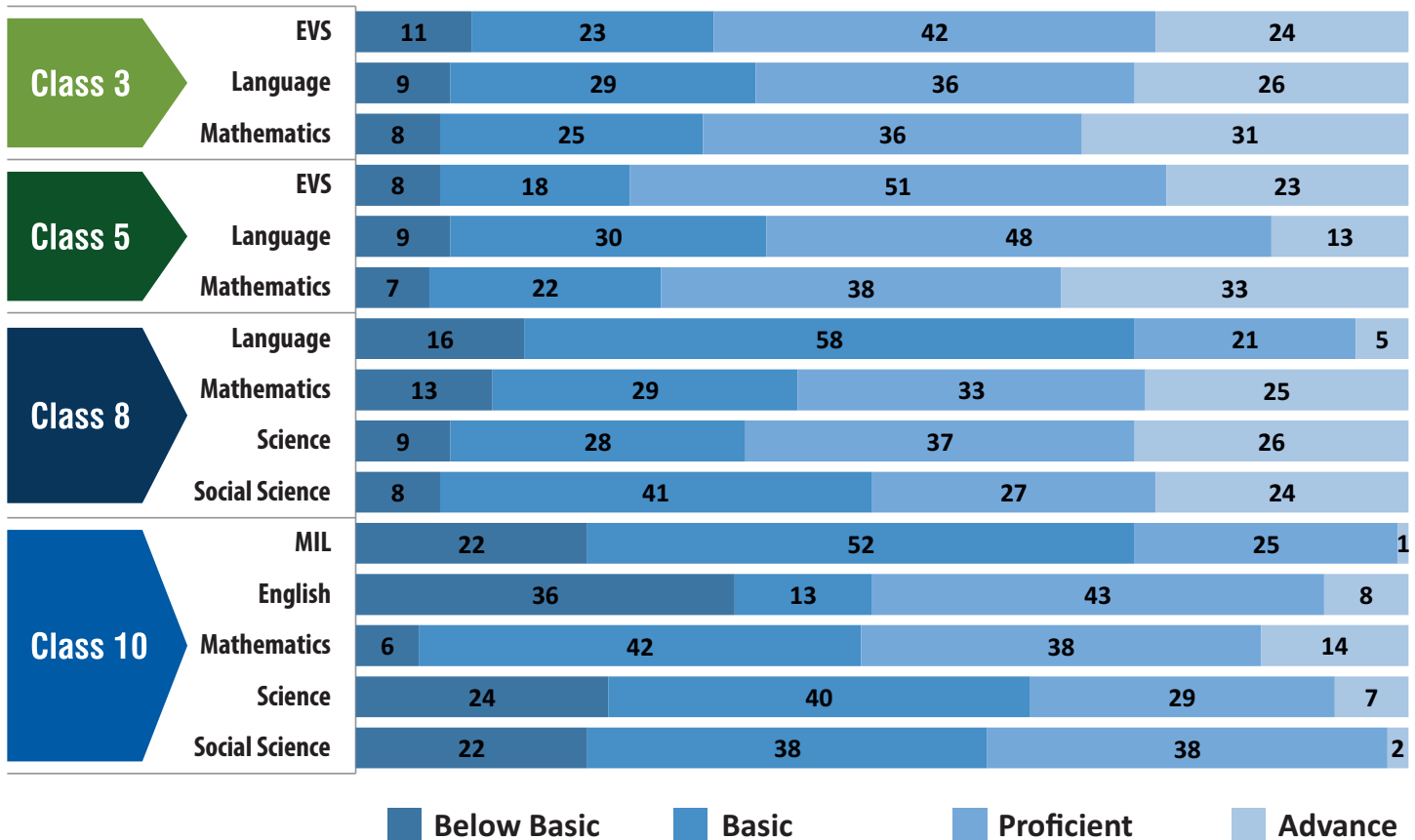
Class 10



Average Achievement (in percent correct)



Percentage of Students by Performance Level





Performance by Gender

		Class 3		Class 5		Class 8		Class 10	
		Boys	Girls	Boys	Girls	Boys	Girls	Boys	Girls
EVS	District	69	69	68	67	--	--	--	--
	State	67	68	63	63	--	--	--	--
	National	63	63	55	56	--	--	--	--
Language/English	District	75	76	64	65	55	53	39	37
	State	70	71	59	60	54	54	41	41
	National	66	67	56	57	55	56	36	37
Mathematics	District	70	71	69	67	55	54	44	39
	State	68	68	61	61	49	49	41	38
	National	62	62	52	52	41	41	34	33
Science	District	--	--	--	--	55	53	39	37
	State	--	--	--	--	50	50	38	37
	National	--	--	--	--	43	43	34	34
Social Science	District	--	--	--	--	54	53	40	38
	State	--	--	--	--	50	50	40	40
	National	--	--	--	--	42	43	39	39
MIL	District	--	--	--	--	--	--	53	52
	State	--	--	--	--	--	--	51	51
	National	--	--	--	--	--	--	47	49



Performance by Location

		Class 3		Class 5		Class 8		Class 10	
		Rural	Urban	Rural	Urban	Rural	Urban	Rural	Urban
EVS	District	69	75	68	67	--	--	--	--
	State	67	69	63	64	--	--	--	--
	National	69	73	61	56	--	--	--	--
Language/English	District	75	81	65	59	54	57	38	38
	State	70	72	59	61	54	56	40	43
	National	74	70	61	58	54	53	33	43
Mathematics	District	70	79	68	73	56	44	41	42
	State	68	69	61	62	50	46	39	42
	National	72	72	67	62	43	35	29	39
Science	District	--	--	--	--	55	46	38	38
	State	--	--	--	--	50	48	37	38
	National	--	--	--	--	44	40	34	37
Social Science	District	--	--	--	--	54	50	39	42
	State	--	--	--	--	51	47	40	40
	National	--	--	--	--	44	45	36	41
MIL	District	--	--	--	--	--	--	52	58
	State	--	--	--	--	--	--	50	51
	National	--	--	--	--	--	--	37	40



Performance by Management

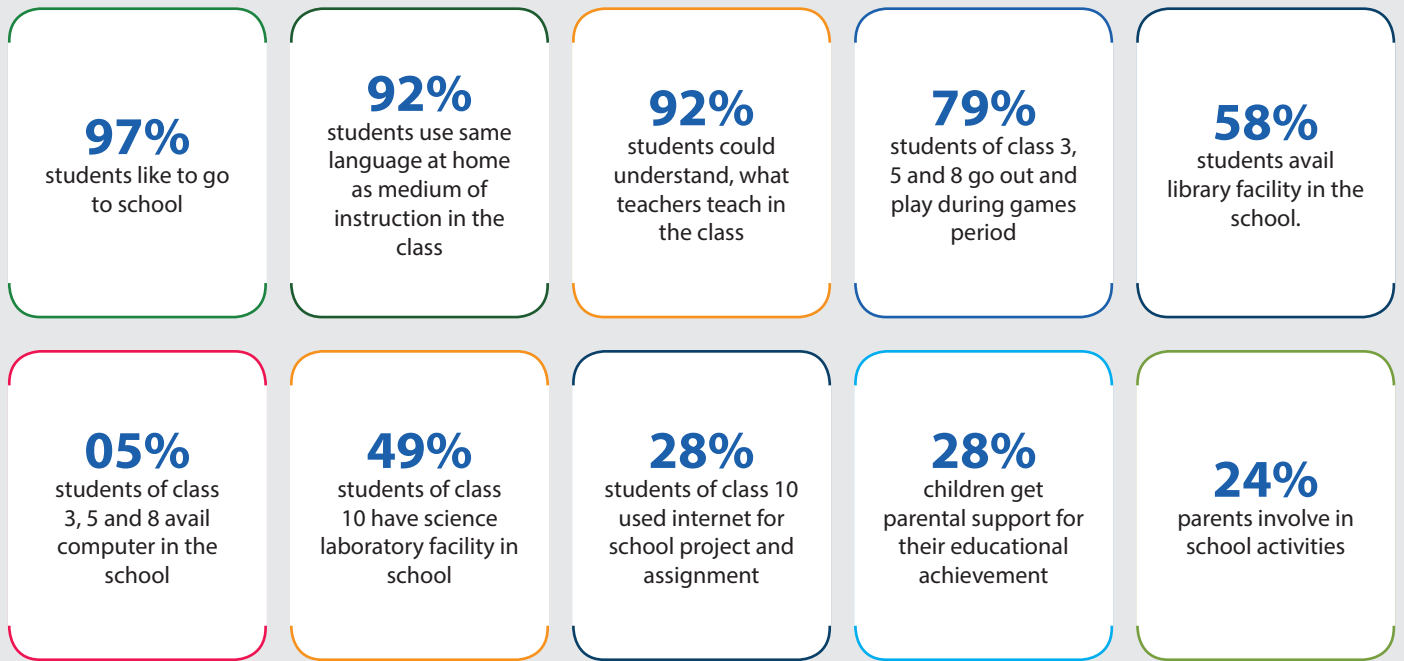
		Class 3		Class 5		Class 8		Class 10		
		Govt.	Govt. Aided	Govt.	Govt. Aided	Govt.	Govt. Aided	Govt.	Govt. Aided	Private
EVS	District	63	48	64	78	--	--	--	--	--
	State	68	65	57	56	--	--	--	--	--
	National	63	41	56	35	--	--	--	--	--
Language/English	District	65	67	61	78	60	64	49	55	47
	State	72	71	57	57	54	54	39	40	51
	National	66	43	57	37	55	41	28	21	42
Mathematics	District	64	52	58	60	54	60	41	45	42
	State	68	65	53	50	41	43	37	37	49
	National	63	41	52	33	41	29	27	20	36
Science	District	--	--	--	--	52	69	39	35	41
	State	--	--	--	--	43	44	36	34	44
	National	--	--	--	--	43	30	28	21	36
Social Science	District	--	--	--	--	55	79	41	43	49
	State	--	--	--	--	41	42	39	39	44
	National	--	--	--	--	43	30	32	23	41
MIL	District	--	--	--	--	--	--	36	14	64
	State	--	--	--	--	--	--	48	46	56
	National	--	--	--	--	--	--	37	28	52



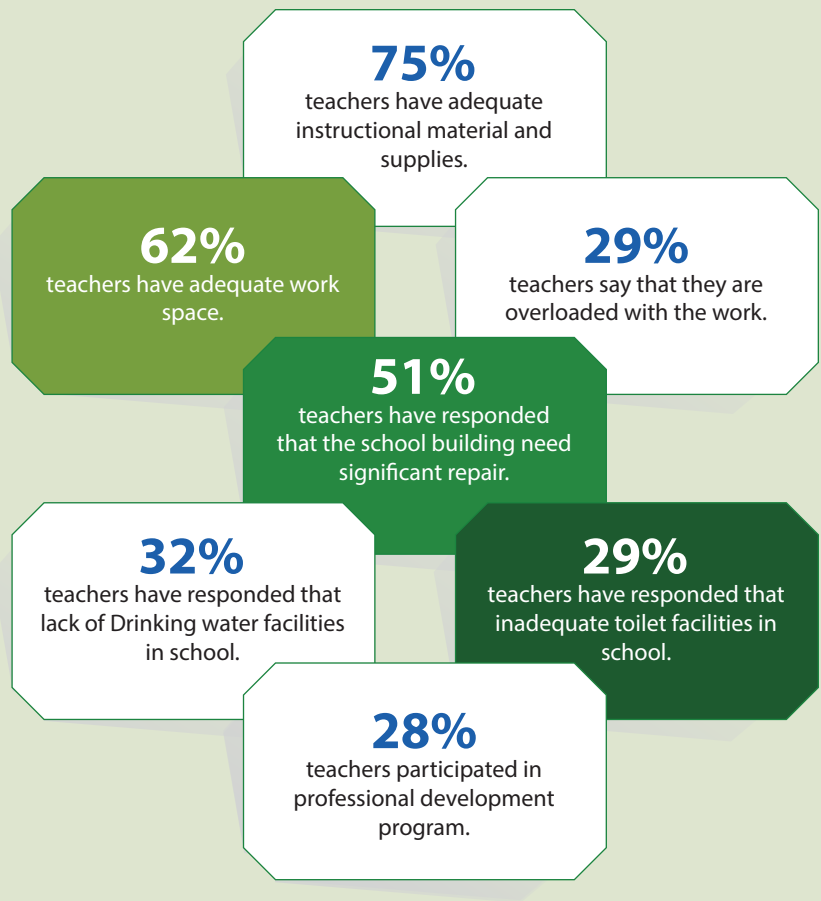
Performance by Social Group

		Class 3				Class 5				Class 8				Class 10				
		SC	ST	OBC	Oth.	SC	ST	OBC	Oth.	SC	ST	OBC	Oth.	SC	ST	OBC	Oth.	
EVS	District	78	72	73	69	55	58	59	69	--	--	--	--	--	--	--	--	--
	State	68	68	67	68	62	60	63	64	--	--	--	--	--	--	--	--	--
	National	63	61	64	64	55	54	56	57	--	--	--	--	--	--	--	--	--
Language/English	District	85	78	78	75	54	59	56	66	56	42	54	54	38	37	37	38	38
	State	71	70	71	72	58	57	59	61	55	51	54	56	38	40	41	42	42
	National	66	64	67	67	56	56	57	58	55	52	57	58	34	34	36	39	39
Mathematics	District	84	73	74	70	57	47	59	69	38	28	38	57	44	47	37	42	42
	State	70	68	67	69	61	58	60	62	47	45	46	51	39	37	39	41	41
	National	62	60	63	64	52	50	53	54	40	39	41	42	32	31	34	36	36
Science	District	--	--	--	--	--	--	--	--	43	41	48	55	39	42	37	38	38
	State	--	--	--	--	--	--	--	--	49	46	49	51	37	35	37	39	39
	National	--	--	--	--	--	--	--	--	42	41	44	44	33	33	34	35	35
Social Science	District	--	--	--	--	--	--	--	--	48	24	45	54	42	42	42	39	39
	State	--	--	--	--	--	--	--	--	49	46	48	51	40	40	40	41	41
	National	--	--	--	--	--	--	--	--	42	40	43	44	38	38	39	41	41
MIL	District	--	--	--	--	--	--	--	--	--	--	--	--	53	58	54	52	52
	State	--	--	--	--	--	--	--	--	--	--	--	--	51	50	52	50	50
	National	--	--	--	--	--	--	--	--	--	--	--	--	47	45	49	51	51

What Children say about Schools?



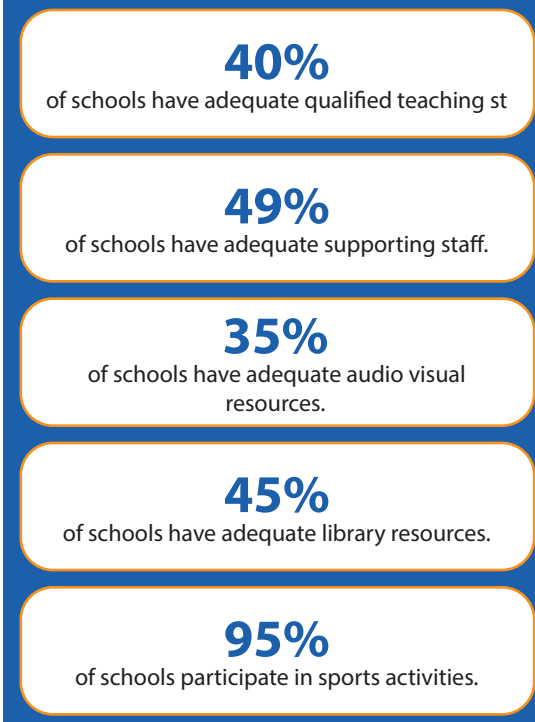
What teachers responded about school?



80%

Students attended pre-primary classes/anganwadi

What head teacher responded about school ?



Performance of the District in Learning Outcomes (LOs)

Class 3

LO Code	Learning Outcomes for Class 3	Average Performance (in percent)
Language		
L304	Reads small texts with comprehension i.e., identifies main ideas, details, sequence and draws conclusions	78
L312	Reads printed scripts on the classroom walls: poems, posters, charts etc	74
Mathematics		
M301	Reads and writes numbers up to 999 using place value	74
M302	Compares numbers up to 999 based on their place values	79
M303	Solves simple daily life problems using addition and subtraction of three digit numbers with and without regrouping	68
M304	Constructs and uses the multiplication facts (up till 10) in daily life situations	73
M305	Analyses and applies an appropriate number operation in the situation/ context	69
M306	Explains the meaning of division facts by equal grouping/sharing and finds it by repeated subtraction	76
M309	Identifies and makes 2D-shapes by paper folding, paper cutting on the dot grid, using straight lines etc.	85
M311	Fills a given region leaving no gaps using a tile of a given shape	56
M312	Estimates and measures length and distance using standard units like centimetres or metres & identifies relationships	45
M317	Reads the time correctly to the hour using a clock/watch	82
M318	Extends patterns in simple shapes and numbers	65
M319	Records data using tally marks, represents pictorially and draws conclusions	83
EVS		
E302	Identifies simple features (e.g. movement, at places found/ kept, eating habits, sounds) of animals and birds in the immediate surroundings.	64
E303	Identifies relationships with and among family members	76
E304	Identifies objects, signs (vessels, stoves, transport, means of communication, transport, signboards), places (types of houses/shelters, bus stand, petrol pump) activities (works people do, cooking processes) at home/school/neighbourhood	71
E305	Describes need of food for people of different age groups, animals/birds, availability of food and water and use of water at home and surroundings	75
E307	Groups objects, birds, animals, features, activities according to differences/similarities using different senses. (e.g. appearance/place of living/ food/ movement/ likes-dislikes/ any other features)	74
E309	Identifies directions, location of objects/places in simple maps using signs/symbols/verbally	72
E310	Guesses properties, estimates quantities of materials/activities in daily life and verifies using symbols/non-standard units.	76
E311	Records observations, experiences, information on objects/activities/places visited in different ways and predicts patterns etc.	58
E313	Observes rules in games (local. indoor, outdoor)	44
E314	Voices opinion on good/bad touch , stereotypes for tasks/play/food in family w.r.t gender, misuse/wastage of food and water in family and school.	77

Class 5

LO Code	Learning Outcomes for Class 5	Average Performance (in percent)
Language		
L504	Reads and comprehends independently storybooks, news items/ headlines, advertisements etc.	66
L508	Reads text with comprehension, locates details and sequence of events	65
Mathematics		
M401	Applies operations of numbers in daily life situations	81
M412	Explores the area and perimeter of simple geometrical shapes (triangle, rectangle, square) in terms of given shape as a unit	67
M418	Calculates time intervals/duration of familiar daily life events by using forward or backward counting/addition and subtraction	78
M421	Represent the collected information in tables and bar graphs and draws inferences from these	72
M501	Reads and writes numbers bigger than 1000 being used in her/his surroundings	78
M504	Estimates sum, difference, product and quotient of numbers and verifies the same using different strategies like using standard algorithms or breaking a number and then using operation	73
M505	Finds the number corresponding to part of a collection	69
M506	Identifies and forms equivalent fractions of a given fraction	62
M508	Converts fractions into decimals and vice versa	69
M509	Classifies angles into right angle, acute angle, obtuse angle and represents the same by drawing and tracing	66
M512	Relates different commonly used larger and smaller units of length, weight and volume and converts larger units to smaller units and vice versa	76
M513	Estimates the volume of a solid body in known units	30
M514	Applies the four fundamental arithmetic operations in solving problems involving money, length, mass, capacity and time intervals	67
M515	Identifies the pattern in triangular number and square number	66
M516	Collects data related to various daily life situations, represents it in tabular form and as bar graphs and interprets it.	43
EVS		
E403	Identifies relationship with and among family members in extended family	76
E410	Records observations/experiences/information for objects, activities, phenomena, places visited in different ways and predicts patterns and activities/ phenomena	77
E501	Explains the super senses and unusual features (sight, smell, hear, sleep, sound, etc.) of animals and their responses to light, sound, food etc	68
E503	Describes the interdependence among animals, plants and humans	77
E504	Explains the role and functions of different institutions in daily life (Bank, Panchayat, cooperatives, police station, etc.)	75
E505	Establishes linkages among terrain, climate, resources (food, water, shelter, livelihood) and cultural life. (e.g. life in distant/difficult areas like hot/cold deserts).	27
E506	Groups objects, materials, activities for features/properties such as shape, taste, colour, texture, sound, traits etc.	74
E507	Traces the changes in practices, customs, techniques of past and present through coins, paintings, monuments, museum etc. and interacting with elders	54




























LO Code	Learning Outcomes for Class 5	Average Performance (in percent)
E508	Guesses (properties, conditions of phenomena), estimates spatial quantities (distance, area, volume, weight etc.) and time in simple standard units and verifies using simple tools/set ups	57
E509	Records observations/experiences/information in an organized manner (e.g. in tables/ sketches/ bar graphs/ pie charts) and predicts patterns in activities/phenomena to establish relation between cause and effect	70
E510	Identifies signs, directions, location of different objects/landmarks of a locality /place visited in maps and predicts directions w.r.t. positions at different places for a location	68
E512	Voices opinions on issues observed/experienced and relates practices /happenings to larger issues of society.	74
E513	Suggests ways for hygiene, health, managing waste, disaster/emergency situations and protecting/saving resources	74

Class 8

LO Code	Learning Outcomes for Class 8	Average Performance (in percent)
Language		
L813	Read textual/non-textual materials with comprehension and identifies the details, characters, main idea and sequence of ideas and events while reading	54
Mathematics		
M601	Solves problems involving large numbers by applying appropriate operations	55
M606	Solves problems on daily life situations involving addition and subtraction of fractions / decimals	56
M620	Finds out the perimeter and area of rectangular objects in the surroundings like floor of the class room, surfaces of a chalk box etc.	57
M621	Arranges given/collected information in the form of table, pictograph and bar graph and interprets them	50
M702	Interprets the division and multiplication of fractions	46
M705	Solves problems related to daily life situations involving rational numbers	52
M706	Uses exponential form of numbers to simplify problems involving multiplication and division of large numbers.	54
M707	Adds/subtracts algebraic expressions	65
M710	Solves problems related to conversion of percentage to fraction and decimal and vice versa	52
M717	Finds out approximate area of closed shapes by using unit square grid/ graph sheet	30
M719	Finds various representative values for simple data from her/his daily life contexts like mean, median and mode	70
M721	Interprets data using bar graph such as consumption of electricity is more in winters than summer	73
M801	Generalises properties of addition, subtraction, multiplication and division of rational numbers through patterns	39
M802	Finds rational numbers between two given rational numbers	53
M803	Proves divisibility rules of 2, 3,4, 5, 6, 9 and 11	64
M804	Finds squares, cubes, square roots and cube roots of numbers using different methods.	64
M808	Use various algebraic identities in solving problems of daily life.	70
M812	Verifies properties of parallelogram and establishes the relationship between them through reasoning	42
M818	Finds surface area and volume of cuboidal and cylindrical object	34
M819	Draws and interprets bar charts and pie charts	62

LO Code	Learning Outcomes for Class 8	Average Performance (in percent)
Science		
SCI703	Classifies materials and organisms based on properties/characteristics	44
SCI704	Conducts simple investigation to seek answers to queries	40
SCI705	Relates processes and phenomenon with causes	47
SCI708	Measures and calculates e.g., temperature; pulse rate; speed of moving objects; time period of a simple pendulum, etc	63
SCI710	Plots and interprets graphs	52
SCI711	Constructs models using materials from surroundings and explains their working	40
SCI801	Differentiates materials, organism and processes	66
SCI804	Relates processes and phenomenon with causes	53
SCI805	Explains processes and phenomenon	48
SCI807	Measures angles of incidence and reflection, etc.	67
SCI811	Applies learning of scientific concepts in day-to-day life	56
SCI813	Makes efforts to protect environment	69
Social Science		
SST605	Identifies latitudes and longitudes, e.g., poles, equator, tropics, States/UTs of India and other neighbouring countries on globe and the world map	62
SST610	Locates important historical sites, places on an outline map of India	27
SST625	Describes the functioning of rural and urban local government bodies in sectors like health and education	19
SST703	Explains preventive actions to be undertaken in the event of disasters	73
SST704	Describes formation of landforms due to various factors	46
SST722	Explains the significance of equality in democracy	68
SST726	Describes the process of election to the legislative assembly	78
SST731	Explains the functioning of media with appropriate examples from newspapers.	60
SST733	Differentiates between different kinds of markets	82
SST734	Traces how goods travel through various market places.	70
SST802	Describes major crops, types of farming and agricultural practices in her/his own area/state	59
SST805	Locates distribution of important minerals e.g. coal and mineral oil on the world map	29
SST807	Justifies judicious use of natural resources	47
SST809	Draws interrelationship between types of farming and development in different regions of the world	38
SST810	Distinguishes the modern period from the medieval and the ancient periods through the use of sources	54
SST815	Explains the origin, nature and spread of the revolt of 1857 and the lessons learned from it	71
SST816	Analyses the decline of pre-existing urban centers and handicraft industries and the development of new urban centers and industries in India during the colonial period	41
SST818	Analyses the issues related to caste, women, widow remarriage, child marriage, social reforms and the laws and policies of colonial administration towards these issues	62
SST823	Applies the knowledge of the Fundamental Rights to find out about their violation, protection and promotion in a given situation	36
SST827	Describes the process of making a law. (e.g. Domestic Violence Act, RTI Act, RTE Act)	36
SST831	Identifies the role of Government in providing public facilities such as water, sanitation, road, electricity etc., and recognizes their availability	51
SST833	Draws bar diagram to show population of different countries/India/states	58

Performance of Students: Content wise

Subjects	District Average (% correct)	State Average (% correct)	Significant Difference
Mathematics	41.70	39.52	
Algebra	43.29	41.49	
Coordinate Geometry	37.81	35.64	
Mensuration	37.97	36.85	
Geometry	41.17	38.79	
Statistics	35.96	35.09	
Trigonometry	47.78	45.29	
Number System	51.84	43.92	
Probability	40.69	38.51	
SCIENCE	37.87	37.43	
Food	34.08	33.68	
Materials	39.08	38.03	
The world of living	40.27	40.33	
Moving things, people and ideas	37.72	37.52	
How things work	34.75	32.36	
Natural phenomena	31.28	31.15	
Natural resources	36.88	39.39	
SOCIAL SCIENCE	39.37	40.74	
Political Science	43.49	44.83	
History	35.20	36.81	
Economics	41.37	42.60	
Geography	37.41	38.72	
ENGLISH	38.12	40.71	
Reading Comprehension	36.57	39.35	
Language Element	39.35	41.84	
MODERN INDIAN LANGUAGE (MIL)	52.17	53.35	
Reading Comprehension	52.17	53.35	

Project Team

MoE

- Smt. Anita Karwal, *Secretary, Department of School Education and Literacy (SE&L)*
- Shri. Maneesh Garg, *Joint Secretary, Department of School Education and Literacy (SE&L)*
- Shri. JP Pandey, *Director, Department of School Education and Literacy (SE&L)*

NCERT

- Prof. Sridhar Srivastava, *I/c Director, NCERT*
- Prof. Indrani Bhaduri, *Head, ESD and National Coordinator, NAS*
- Dr. Sukhvinder, *Associate Professor, ESD*
- Dr. Vishal D. Pajankar, *Assistant Professor, ESD*
- Dr. Satya Bhushan, *Assistant Professor, ESD*
- Dr. Gulfam, *Assistant Professor, ESD*

Project Supporting Staff (NCERT)

- Ms. Bhaswati De, *Data Manager*
- Mr. Sajid Khalil, *Senior Graphic Designer-cum-Visualizer*
- Mr. Puneet Bholra, *System Analyst*

State Functionaries

State Directorate of Education, SCERTs, SIEs, DIETs, Schools

For any clarification, please contact:
indranibhaduri@nationalachievementsurvey.co.in



National Achievement Survey (NAS) Cell

राष्ट्रीय शैक्षिक अनुसंधान और प्रशिक्षण परिषद्
National Council of Educational Research and Training
Sri Aurobindo Marg, New Delhi - 110016

www.ncert.nic.in