



Ministry of Education  
Government of India

75  
आज़ादी का  
अमृत महोत्सव

# NAS

## National Achievement Survey

# 2021

**WAYANAD**  
(KERALA)

**DISTRICT REPORT CARD**

# About NAS

NAS is a system level assessment i.e. it summarizes students achievement at National, State/UT and District levels.

The National Achievement Survey (NAS) is a national level large-scale assessment conducted to obtain information about the learning achievement of students of Classes 3, 5, 8 and 10 studying in State Govt. schools, Govt. Aided schools, Private Unaided and Central Govt. schools. NAS does not provide scores for individual student/school.

It is a national representative survey that provides a system level reflection on effectiveness of school education. NAS findings help compare the performance across the spectrum and across population which may serve as input to move in the desirable direction and areas for remedial interventions.

NAS is embedded in an extremely rich system of background variables. This survey correlates students performance with contextual variables. NAS is useful for educational planners and policy makers including researchers in understanding the interdependence of assessment, pedagogical process and learning outcomes. NAS 2021 focused on competency-based assessment. It was conducted in Language, Mathematics & Environmental Studies for class 3 & 5; Language, Mathematics, Science & Social Science for class 8 and Modern Indian Language, Mathematics, Science, Social Science and English for class 10.

For effective monitoring and nation-wide coordination, a National Steering Committee was constituted by the Ministry. While the NCERT was entrusted with the task of development of Assessment Framework, the administration of NAS 2021 was entrusted to the CBSE. Grade-wise subject specific Learning Outcomes were identified by the NCERT for development of the items for assessment. Sampling being a crucial aspect of assessment, the NAS 2021 sampling design was intended to support the predefined objectives of the assessment. The sampling note on which the sample has been selected for NAS 2021 is also available on the MoE website. The States, Districts and School level samples were based on UDISE+2019-20

data. Nearly, 3.4 million students from approximately 1.18 lakh schools were administered the survey. A dedicated Portal (<https://nas.education.gov.in>) was launched by the NIC with login access for functionaries and role-based functionality for managing resources, activity monitoring, reporting & documentation etc. Extensive training and capacity building was done for the field operatives using short and self-narrative videos in a blended mode. For a hassle-free and fair conduct of NAS, an integrated framework with operational salience was in place. The survey was conducted in a monitored environment.

Around 2 lakh Field Investigators (FIs), 1.24 lakh Observers, 36 State Nodal Officers, 733 District Level Coordinators and District Nodal Officers were engaged. Board Representatives were appointed for ensuring fair conduct of NAS. The pre-mapping of Test and background questionnaire tools using UDISE code, confidentiality at all stages, Just-in-Time delivery of papers in sealed trunks, school-specific packing for transit security, self-learning materials for functionaries in login, 3-tier supervision, machine-based random deployment, documentations in the form of control sheet, field note for FI and observer, district note and update on portal were some of the strategic arrangements that were in place for the smooth administration of NAS.

Out of 733 targeted districts, the NAS-2021 was conducted in 720 districts on 12th November 2021 except some districts of Tamil Nadu and Andhra Pradesh due to natural calamity.

This report would help diagnose learning gaps and determine interventions necessary in education policies, teaching practices and learning. The synthesis of the results at the national level would prove to be a rich repository of evidence for developing and designing the future course of action for the Indian education system.



धर्मेन्द्र प्रधान  
ધર્મેન્દ્ર પ્રધાન  
Dharmendra Pradhan



मंत्री  
शिक्षा; कौशल विकास  
और उद्यमशीलता  
भारत सरकार

**Minister**  
**Education; Skill Development**  
**& Entrepreneurship**  
**Government of India**



## MESSAGE

It is indeed a great opportunity to share the National Report of National Achievement Survey (NAS) 2021 as it will help States and UTs in identifying the gaps in learning outcomes and provide strong foundation to design and implement the outcome based interventions.

NAS 2021 reflects the overall health of the education system at the National, State and District level. As you are aware that despite various challenges faced during the pandemic of COVID-19, NAS was conducted on 12th November, 2021 across the country in collaboration with the States and UTs.

The findings of the survey are crucial for understanding the achievement of student's learning outcomes and attainment of grade level competencies. Further, the data collected through this achievement survey will help to understand the impact of multi-faceted learning approach adopted during the pandemic and its effectiveness on children particularly from socio-economic disadvantageous background.

I am sure this report will guide education planners and policy makers including researchers to understand the grade-wise level of learning outcomes and pedagogical processes to induce improvement in the quality of education in the country.

I also take this opportunity to convey my best wishes and heartfelt gratitude to the stakeholders who were involved in this endeavor, especially all the children, parents and community members who had supported this survey and contributed towards its success.

(Dharmendra Pradhan)

सबको शिक्षा, अच्छी शिक्षा



कौशल भारत, कुशल भारत

MOE - Room No. 3, 'C' Wing, 3<sup>rd</sup> Floor, Shastri Bhavan, New Delhi-110 115, Phone : 91-11-23782387, Fax : 91-11-23382365  
MSDE - Room No. 516, 5th Floor, Shram Shakti Bhawan, Rafi Marg, New Delhi-110001, Phone : 91-11-23465810, Fax : 011-23465825  
E-mail : minister.sm@gov.in, minister-msde@gov.in





## MESSAGE

I am glad to learn that the National Report of National Achievement Survey (NAS) 2021 based on assessment conducted for Classes III, V, VIII and X is being brought out. The feat of conducting the NAS 2021 throughout the nation on a single day on 12<sup>th</sup> November, 2021 is commendable. The data for NAS 2021 was collected from around 34 lakh children, more than 5 lakh teachers from 1,18,274 schools in 720 districts across the country. The objective of NAS 2021 is to evaluate children's progress and learning competencies as an indicator of the health of the education system, so as to take appropriate steps for remedial actions at different levels.

I am sure that the data generated in this survey will be fruitfully used in analyzing and understanding the education system of the country in a more effective way. Assessment of the students based on learning outcomes will equip them for the knowledge & skill requirements of the 21<sup>st</sup> century. This will help in achieving the goals envisaged in the NEP-2020 in their letter & spirit.

I hope that the report will be useful for policy planners, researchers and all other stakeholders in understanding students' learning levels and thereby improving the quality of school education in the entire country.

I convey my best wishes to the team in this endeavour.

*Annpurna Devi*

(ANNPURNA DEVI)





अनीता करवल, भा.प्र.से  
सचिव

Anita Karwal, IAS  
Secretary



स्कूल शिक्षा और साक्षरता विभाग  
शिक्षा मंत्रालय  
भारत सरकार  
Department of School Education & Literacy  
Ministry of Education  
Government of India



### MESSAGE

We are happy to release the report of the National Achievement Survey (NAS) which was conducted throughout the nation on a single day for Classes 3, 5, 8 and 10 on 12<sup>th</sup> November, 2021. The data for NAS 2021 was collected from around 34 lakh children, more than 5 lakh teachers from 1,18,274 schools in 720 districts across the country. The conduct of NAS represents the systematic process of collecting data, starting from development of assessment framework tools, sampling, data analysis procedures and interpreting survey data.

Rather than assessing the children on rote memorization ability, NAS 2021 focused on assessing the competency-based skills, which focuses on children to develop the competencies to analyse, reason and communicate their ideas effectively and build their capacity for being a life-long learner. NAS 2021 reports will be effectively used in analyzing and understanding the education system of the country by focusing on the achievement of the students in various grades and through subject specific Learning Outcomes

To provide the insight into educational attainment at different levels, 37 detailed State Learning Reports and 720 District Report Cards are also being released along with the National Report. I expect that in-depth deliberations by the respective States, UTs and Districts on the survey findings will guide them to plan effectively for achieving the goals and improving quality of education in the country. I sincerely hope that these findings of the survey will provide guidance to the teachers, educational personnel at different levels and in particular, policy makers to take evidence driven steps for the overall improvement in the education system.

I extend my best wishes to the all the team members in this endeavor.

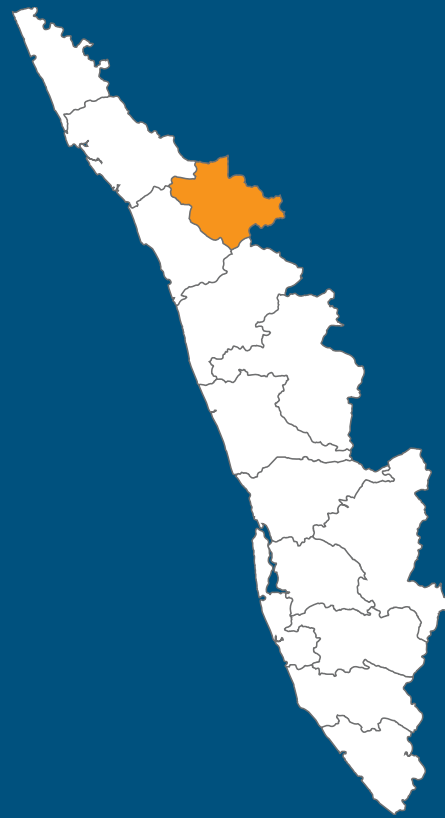
  
(Anita Karwal)

124 'सी' विंग, शास्त्री भवन, नई दिल्ली-110001  
124 'C' Wing, Shastri Bhawan, New Delhi-110001  
Telephone: +91-11-23382587, +91-11-23381104 Fax : +91-11-23387589  
E-mail: secy.sel@nic.in



# WAYANAD

(Kerala)



## Demographic profile of the district (Source: Census of India, 2011)

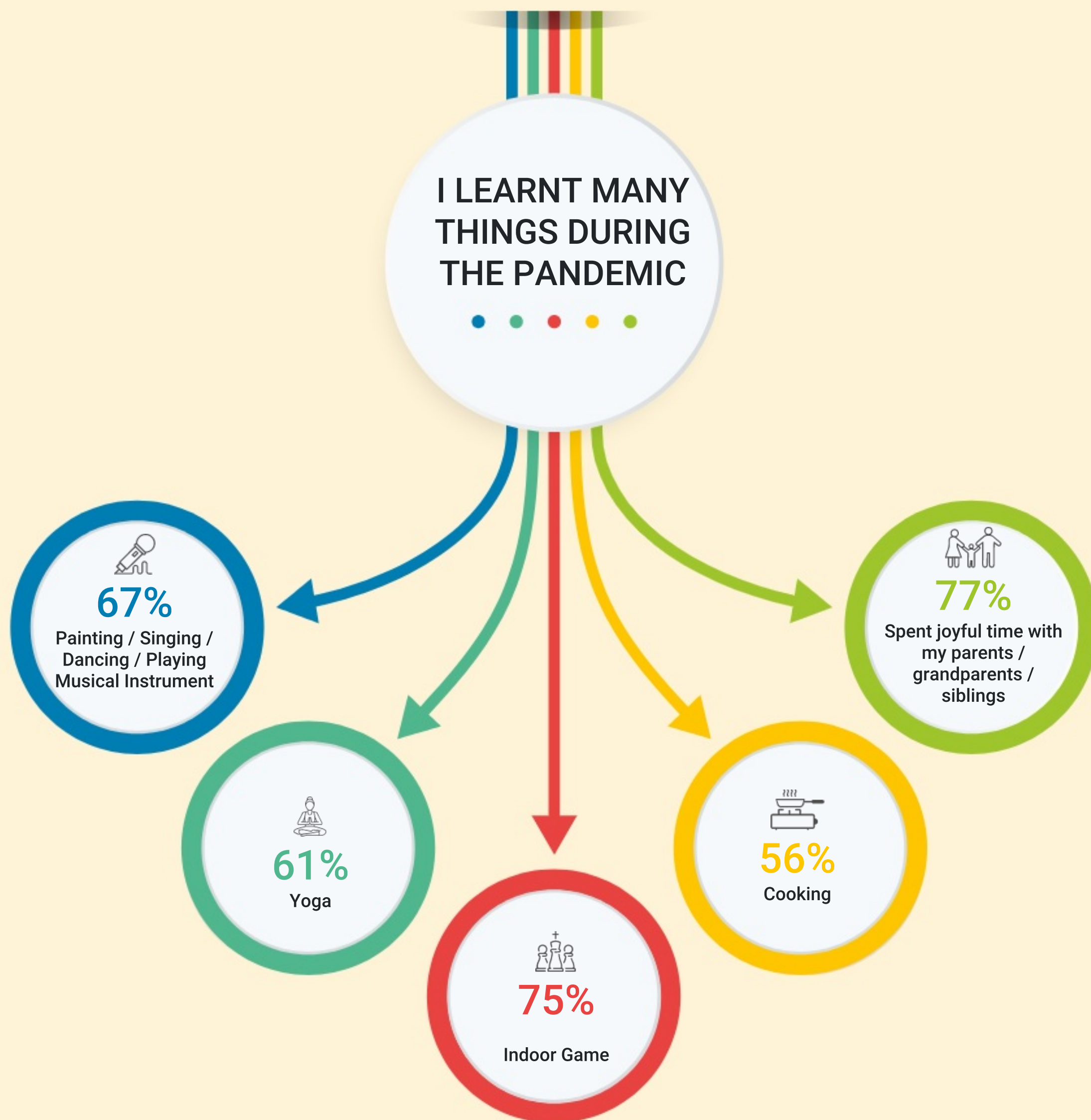
Total District Area 2,130 sq. km.	Total Population 8,17,420	Rural Population 7,85,840	Urban Population 31,580
Density of Population 384 per sq. km.	Literacy Rate 89.03%	Child Sex Ratio (0-6 Years) 965	

## Educational profile of the district (Source: UDISE+ 2020-21)

Total Number of Schools 393	Total Number of Teachers 6,673
State Govt. Schools 208	State Govt. Teachers 3,157
Govt. Aided Schools 113	Govt. Aided Teachers 2,204
Central Govt. Schools 2	Central Govt. Teachers 43
Private Un-aided Recognized Schools 70	Teachers In Private Un-aided Recognized Schools 1,269



# NAS 2021 RESULTS FOR Class 3





Total Participation

36

Schools



95

Teachers

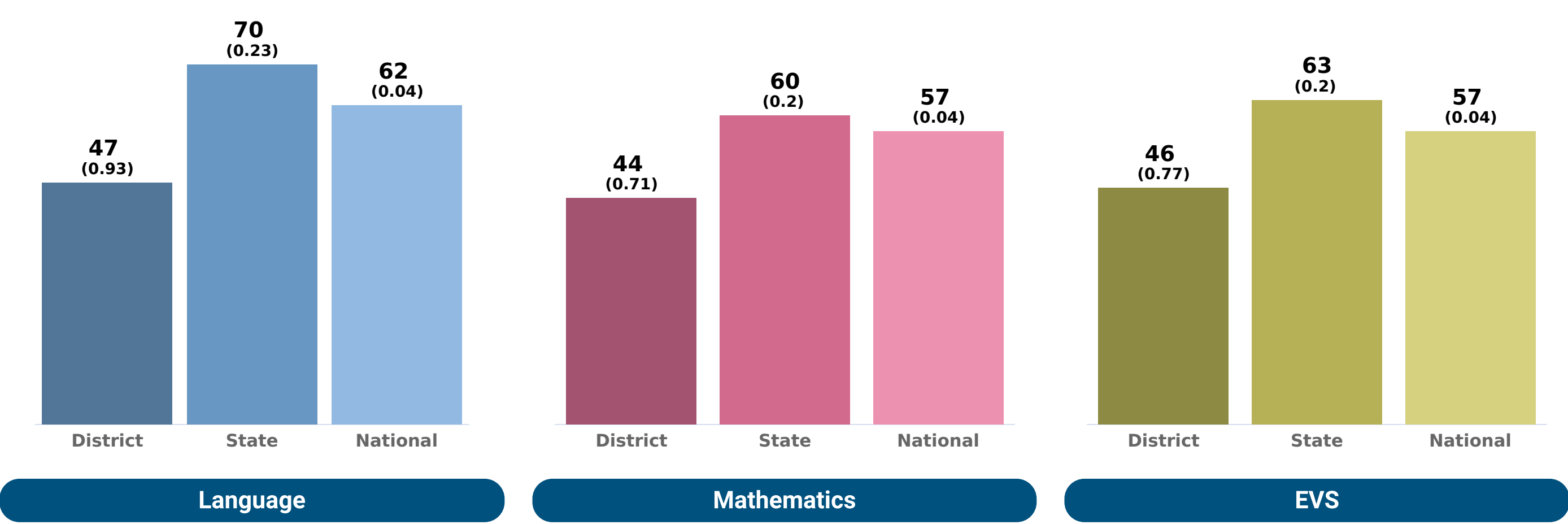


879

Students



District Performance of Students vis-a-vis State and National  
in percent correct (standard error)



Percentage of Students by Performance Level

	Below basic	Basic	Proficient	Advanced
Language	54	26	15	5
Mathematics	39	46	13	2
EVS	36	43	17	4

Below Basic

Learners at this level are at the early stages of development regarding the curriculum standards. They have not achieved the required knowledge and skill to be considered minimally successful regarding curriculum demands. They need guidance at every stage of learning. They need a lot of encouragement and support.

Basic

Learners at this level demonstrate a minimum level of knowledge and skills related to the curricular demands. They can follow simple instructions and apply simple rules to achieve the expected performance. They have ideas but lack coherence. They can solve problems using simple logic, and also express themselves using simple language. They need enough guidance at various stages of learning.

Proficient

Learners at this level have acquired most of the learning outcomes and skills required by the curriculum. They can work independently with minimum supervision. They have a systematic methodology to solve problems. They can communicate their ideas clearly. They can also connect different ideas and create meaning with minimum guidance and supervision. They can analyze situations and interpret information for application in new situations. Efforts are required to bring all learners to attain the proficient level and above.

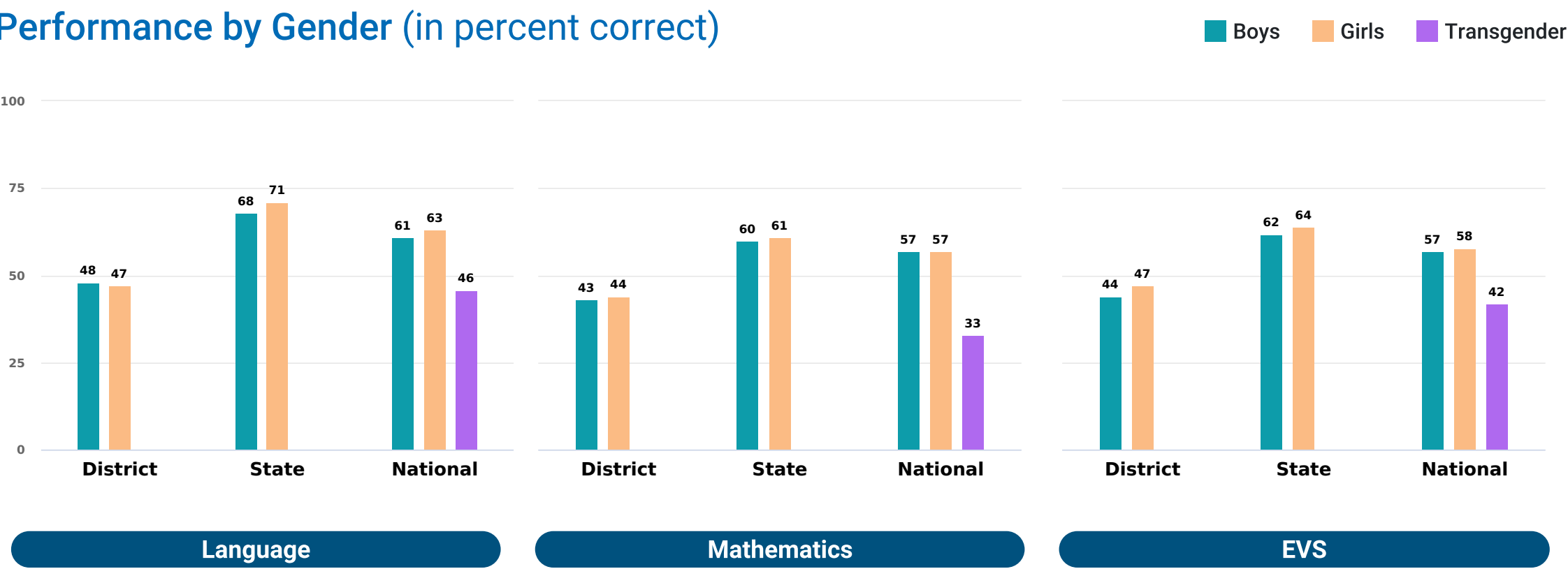
Advanced

Learners at this level display exceptional mastery of the learning content as prescribed by the curriculum and beyond. They are independent with high analytical, reflective and critical thinking. They can connect and integrate concepts and ideas to create new knowledge/meaning and solve complex problems. They communicate information with the highest level of creativity and coherence as well as make sound judgements.

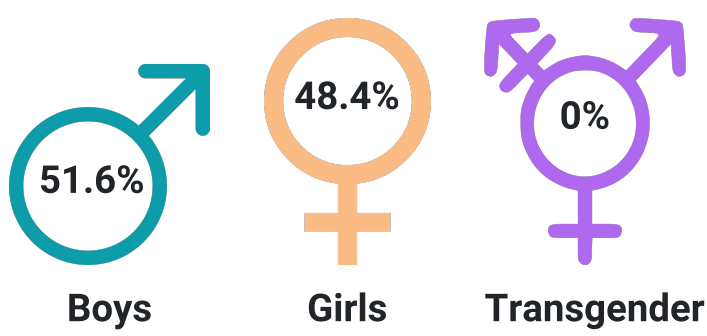
\* EVS - Environmental Studies



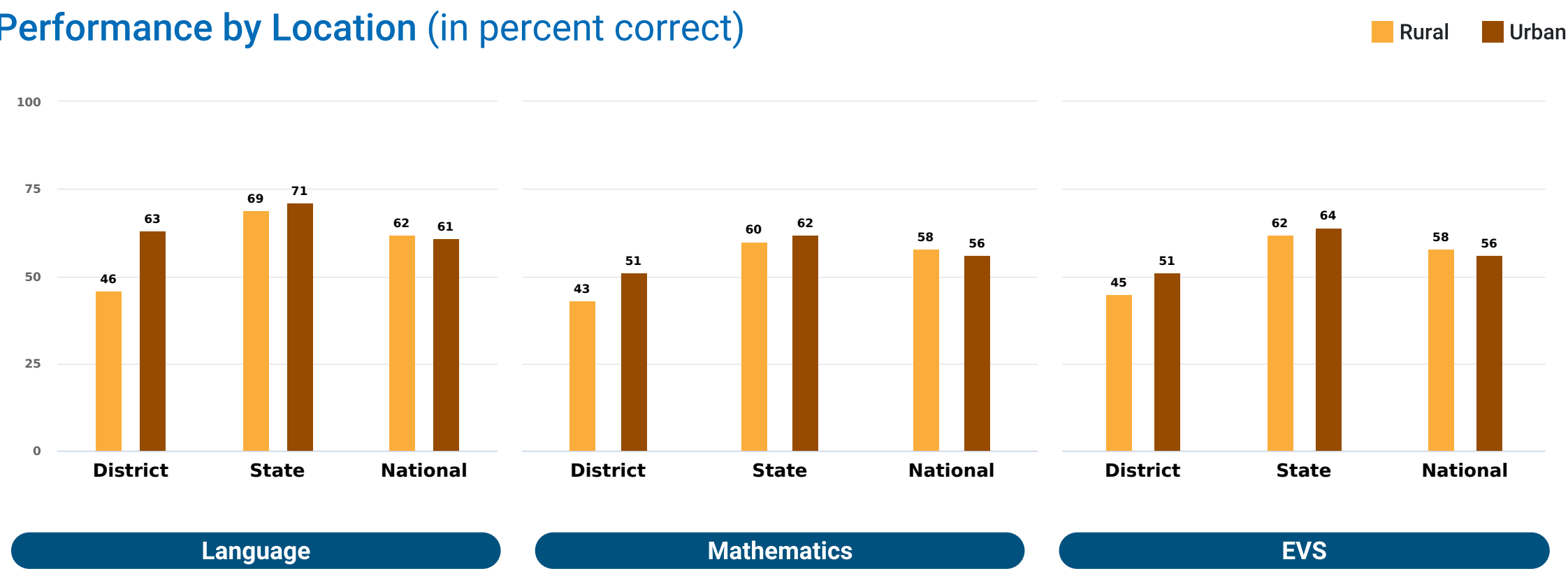
Performance by Gender (in percent correct)



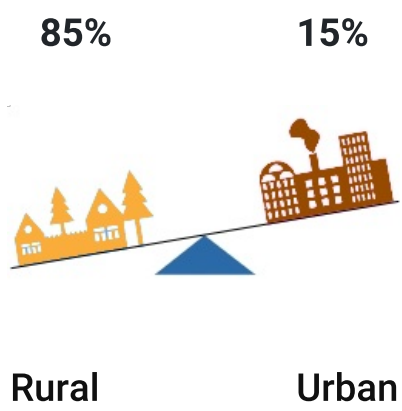
Participation by Gender



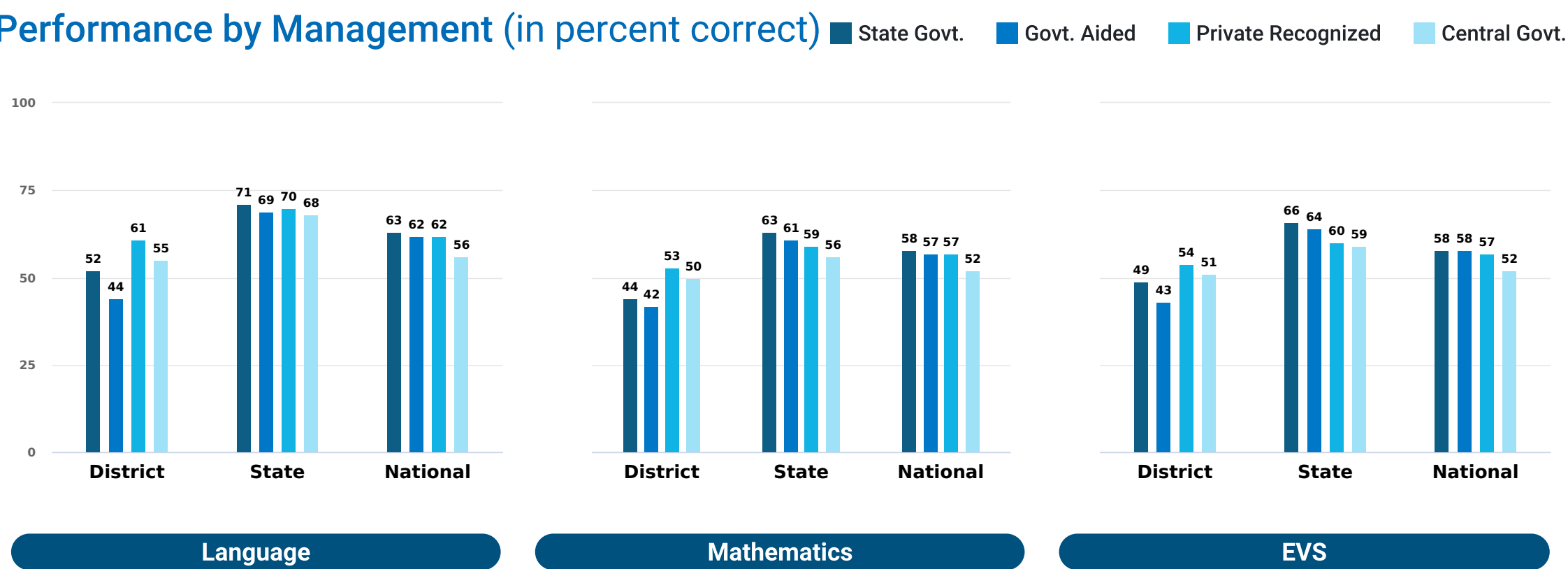
Performance by Location (in percent correct)



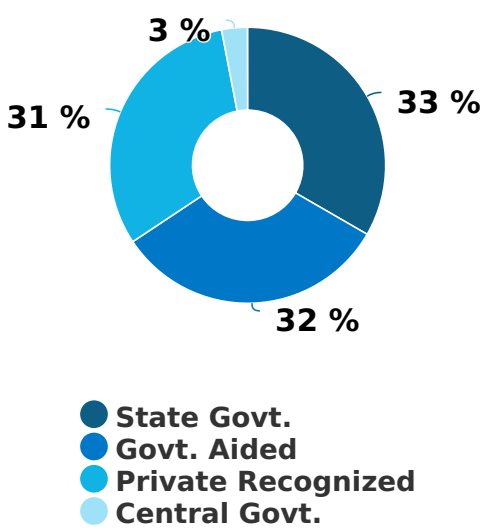
Participation by Location



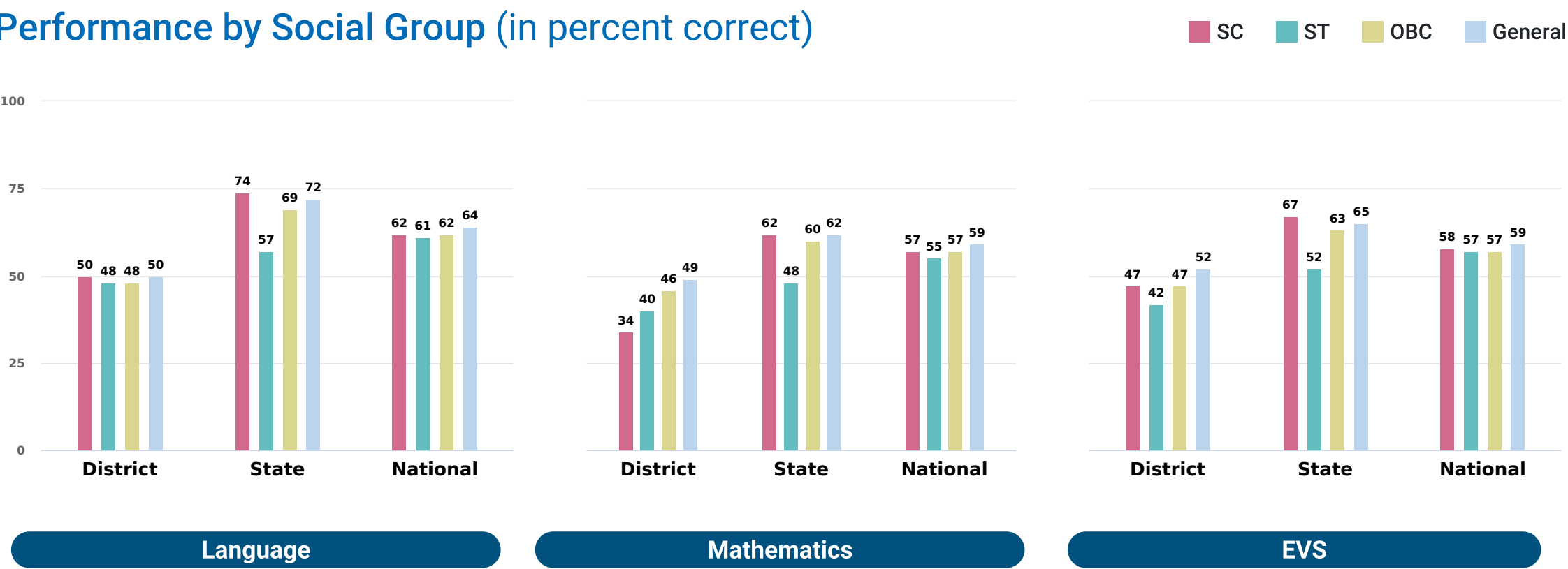
Performance by Management (in percent correct)



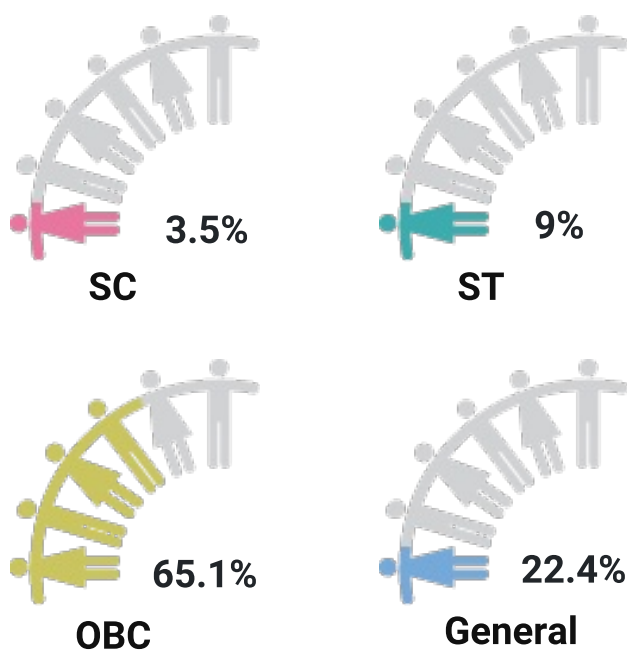
Participation by Management



Performance by Social Group (in percent correct)



Participation by Social Group





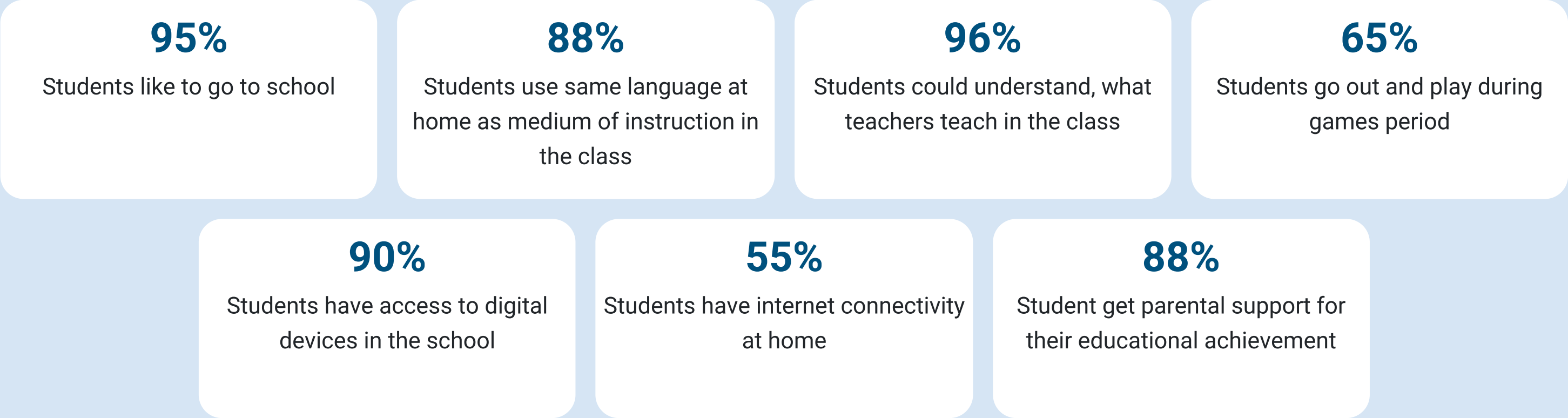
Performance of the District in Achieving Learning Outcomes (LOs)

LO Code	Learning Outcomes for Class 3	District Average Performance	State Average Performance	National Average Performance
Language				
L304	Reads small texts with comprehension i.e., identifies main ideas, details,sequence and draws conclusions	49 ⚠	71	64
L312	Reads printed scripts on the classroom walls: poems, posters, charts etc.	44 ⚠	66	58
Mathematics				
M301	Reads and writes numbers up to 999 using place value	35 ⚠	51	45 ⚠
M302	Compares numbers up to 999 based on their place values	59	77	70
M303	Solves simple daily life problems using addition and subtraction of three digit numbers with and without regrouping	36 ⚠	53	53
M304	Constructs and uses the multiplication facts (up till 10) in daily life situations	40 ⚠	60	61
M305	Analyses and applies an appropriate number operation in the situation/ context	36 ⚠	50	53
M306	Explains the meaning of division facts by equal grouping/sharing and finds it by repeated subtraction	25 ⚠	45 ⚠	47 ⚠
M309	Identifies and makes 2D-shapes by paper folding. paper cutting on the dot grid, using straight lines etc.	32 ⚠	42 ⚠	43 ⚠
M311	Fills a given region leaving no gaps using a tile of a given shape	51	62	56
M312	Estimates and measures length and distance using standard units like centimeters or meters & identifies relationships	39 ⚠	53	50
M317	Reads the time correctly to the hour using a clock/watch	55	76	71
M318	Extends patterns in simple shapes and numbers	43 ⚠	61	56
M319	Records data using tally marks, represents pictorially and draws	39 ⚠	60	53
EVS				
EVS302	Identifies simple features (e.g. movement, at places found/ kept, eating habits, sounds) of animals and birds in the immediate surroundings.	55	70	62
EVS303	Identifies relationships with and among family members	39 ⚠	55	51
EVS304	Identifies objects, signs (vessels, stoves, transport, means of communication, transport, signboards etc.), places (types of houses/shelters, bus stand, petrol pump etc.) activities (works people do, cooking processes, etc.) at home/school/ neighborhoods	56	72	65
EVS305	Describes need of food for people of different age groups, animals/birds, availability of food and water and use of water at home and surroundings.	38 ⚠	57	52
EVS307	Groups objects, birds, animals, features, activities according to differences/ similarities using different senses. (e.g. appearance/place of living/ food/ movement/ likes-dislikes/ any other features)	50	68	63
EVS309	Identifies directions, location of objects/places in simple maps using signs/symbols/ verbally	55	77	66
EVS310	Guesses properties, estimates quantities of materials/activities in daily life and verifies using symbols/non-standard units	53	72	67
EVS311	Records observations, experiences, information on objects/activities/places visited in different ways and predicts patterns etc	45 ⚠	60	54
EVS313	Observes rules in games (local, indoor, outdoor)	31 ⚠	44 ⚠	43 ⚠
EVS314	Voices opinion on good/bad touch , stereotypes for tasks/play/food in family w.r.t gender, misuse/wastage of food and water in family and school.	43 ⚠	67	63

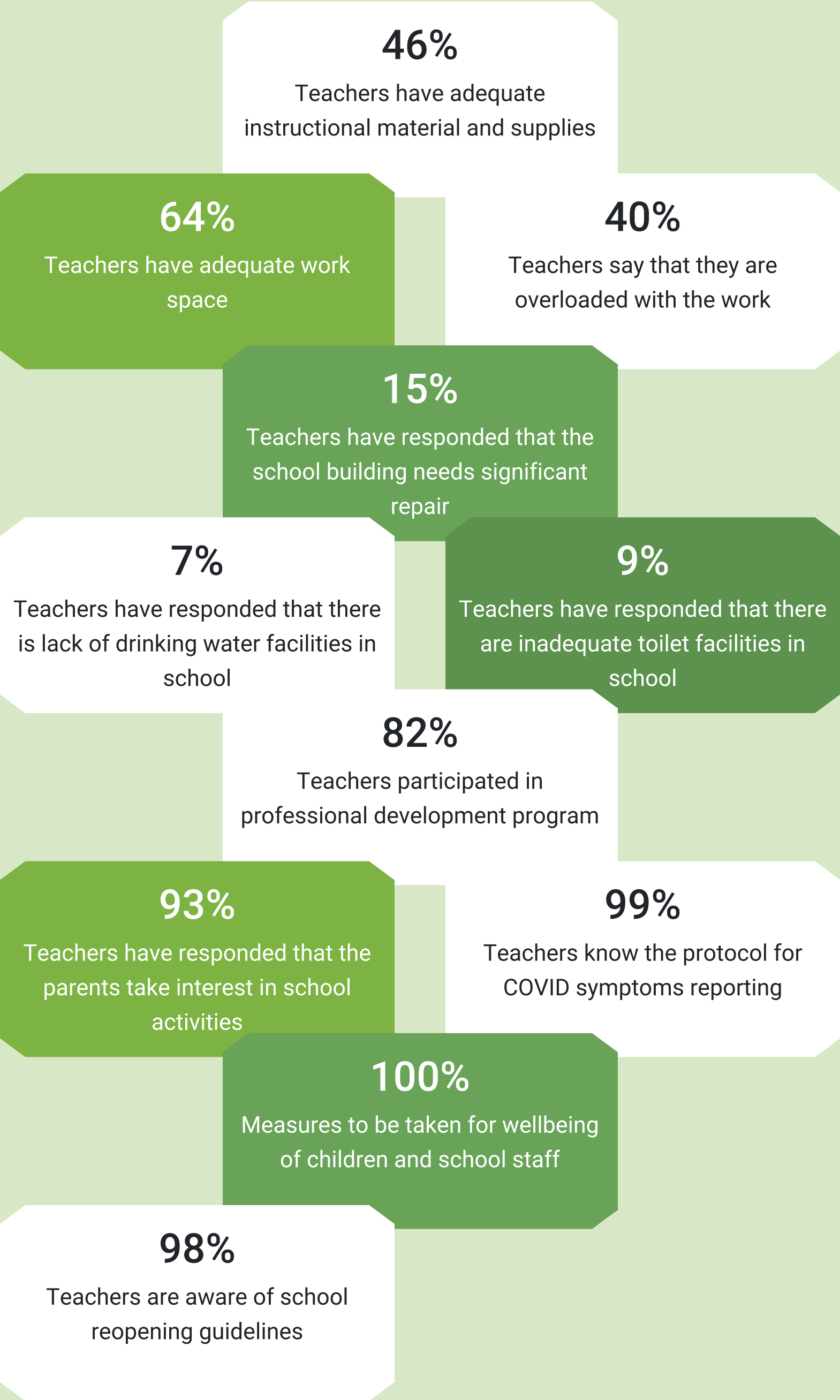
 Average performance less than 50 percent



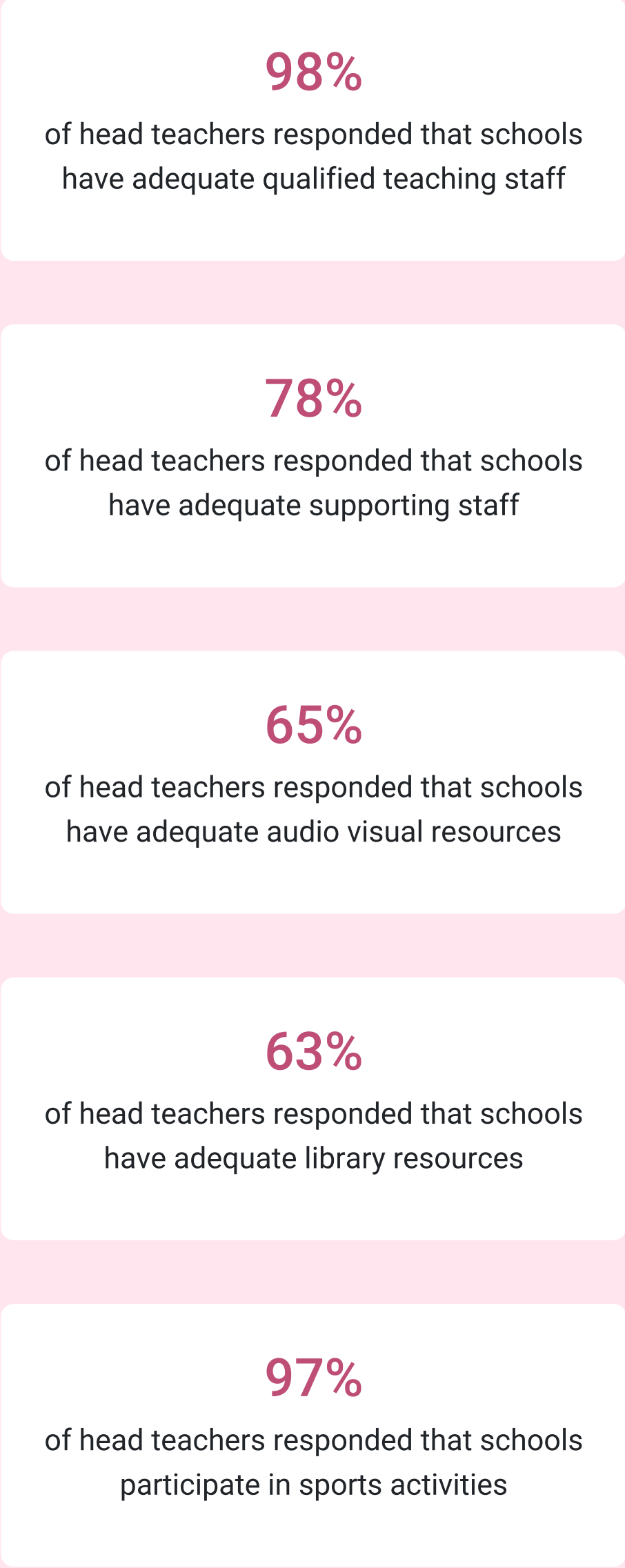
What students have to say



What teachers have to say

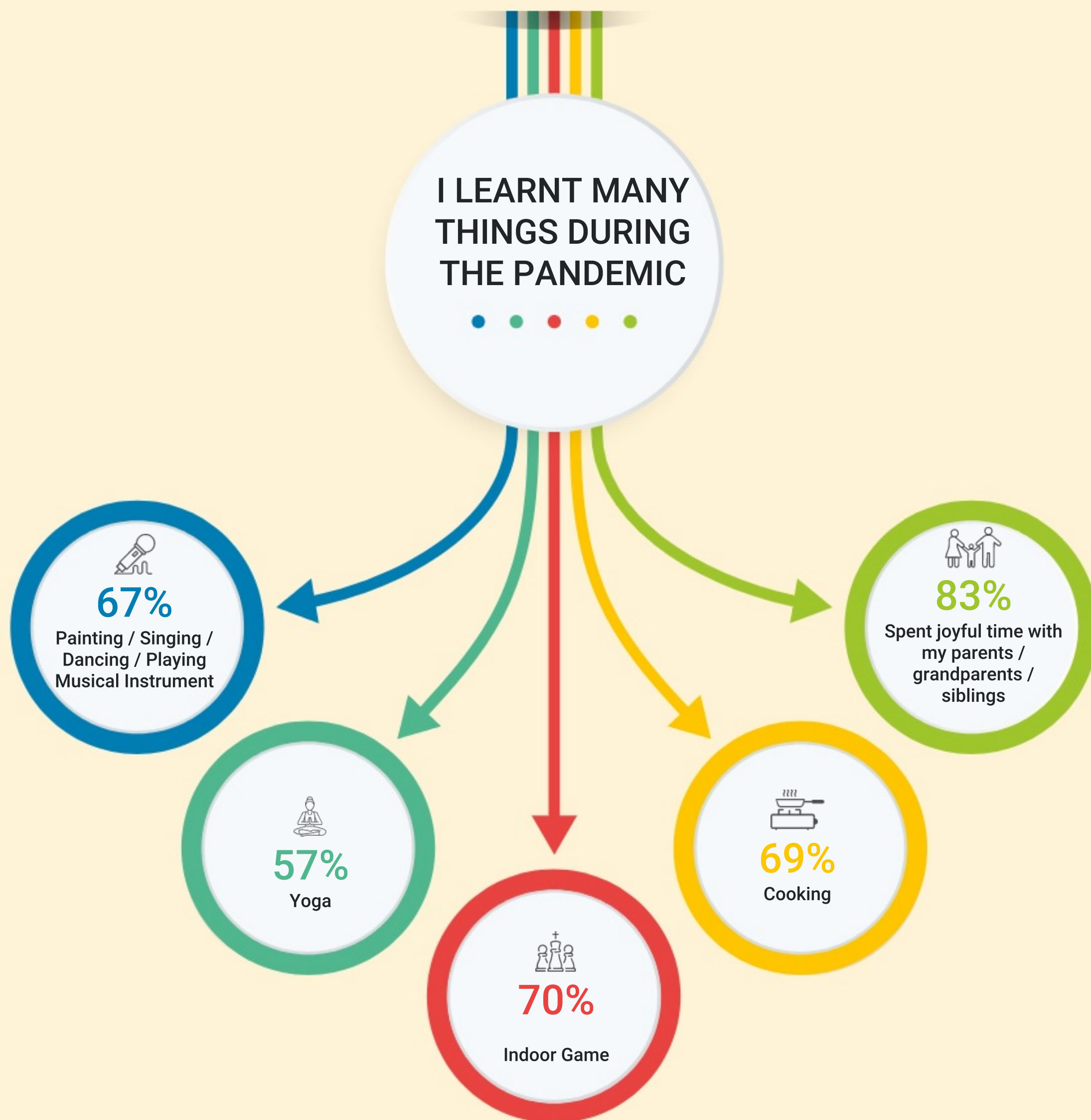


What head teachers have to say





# NAS 2021 RESULTS FOR Class 5





Total Participation

35

Schools



102

Teachers

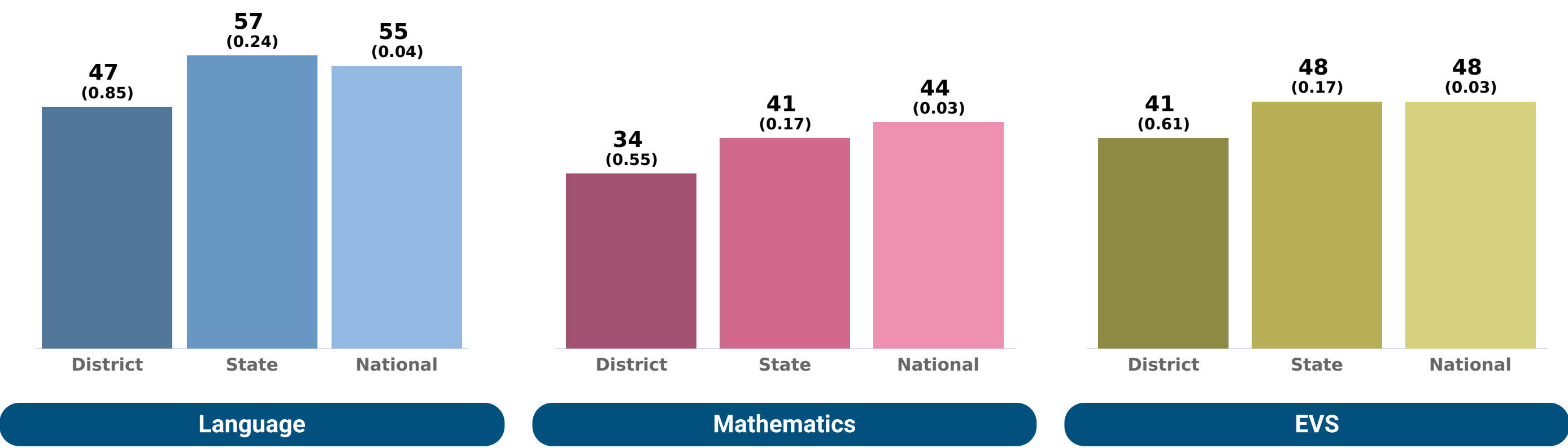


947

Students



District Performance of Students vis-a-vis State and National  
in percent correct (standard error)



Percentage of Students by Performance Level

	Below basic	Basic	Proficient	Advanced
Language	28	46	23	3
Mathematics	45	48	6	1
EVS	44	40	15	1

Below Basic

Learners at this level are at the early stages of development regarding the curriculum standards. They have not achieved the required knowledge and skill to be considered minimally successful regarding curriculum demands. They need guidance at every stage of learning. They need a lot of encouragement and support.

Basic

Learners at this level demonstrate a minimum level of knowledge and skills related to the curricular demands. They can follow simple instructions and apply simple rules to achieve the expected performance. They have ideas but lack coherence. They can solve problems using simple logic, and also express themselves using simple language. They need enough guidance at various stages of learning.

Proficient

Learners at this level have acquired most of the learning outcomes and skills required by the curriculum. They can work independently with minimum supervision. They have a systematic methodology to solve problems. They can communicate their ideas clearly. They can also connect different ideas and create meaning with minimum guidance and supervision. They can analyze situations and interpret information for application in new situations. Efforts are required to bring all learners to attain the proficient level and above.

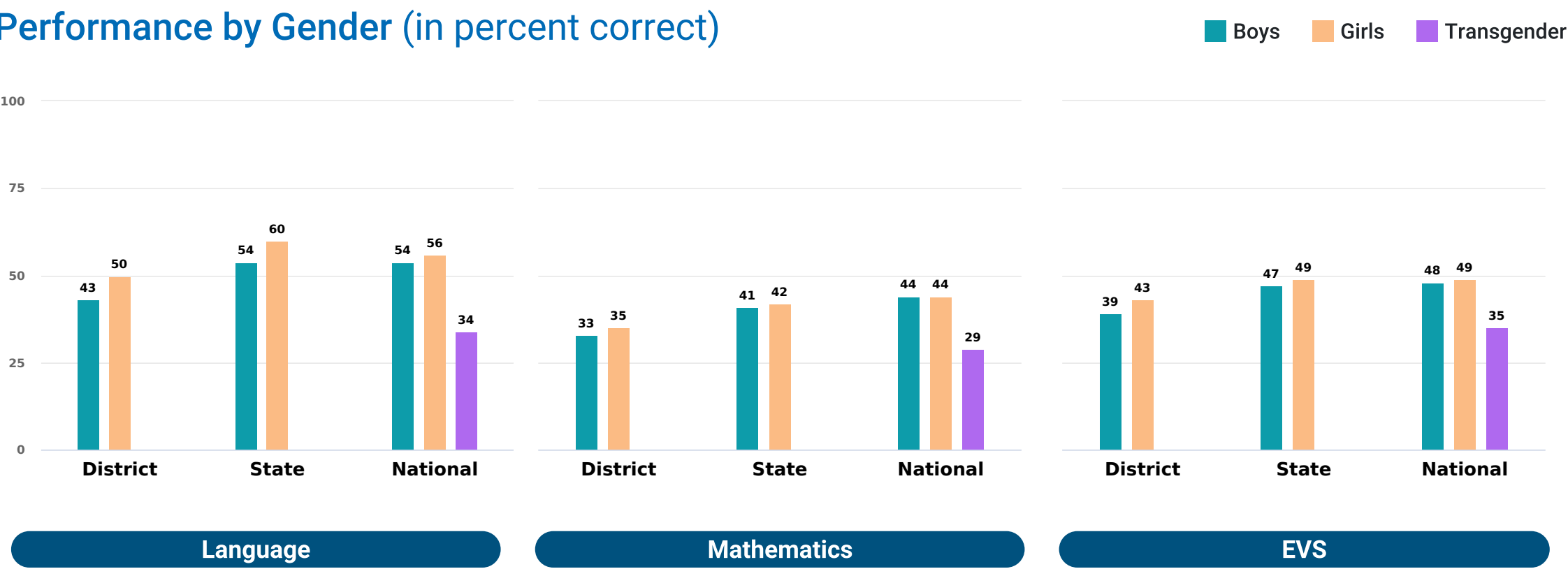
Advanced

Learners at this level display exceptional mastery of the learning content as prescribed by the curriculum and beyond. They are independent with high analytical, reflective and critical thinking. They can connect and integrate concepts and ideas to create new knowledge/meaning and solve complex problems. They communicate information with the highest level of creativity and coherence as well as make sound judgements.

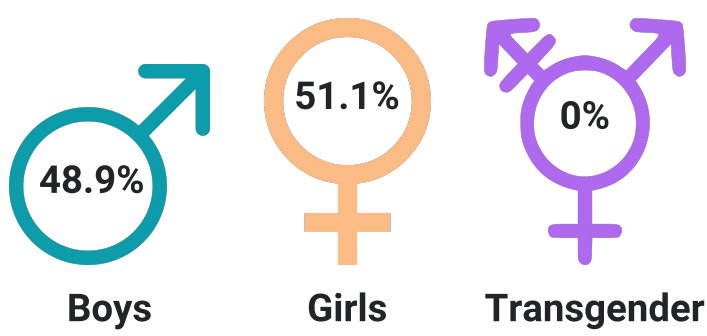
\* EVS - Environmental Studies



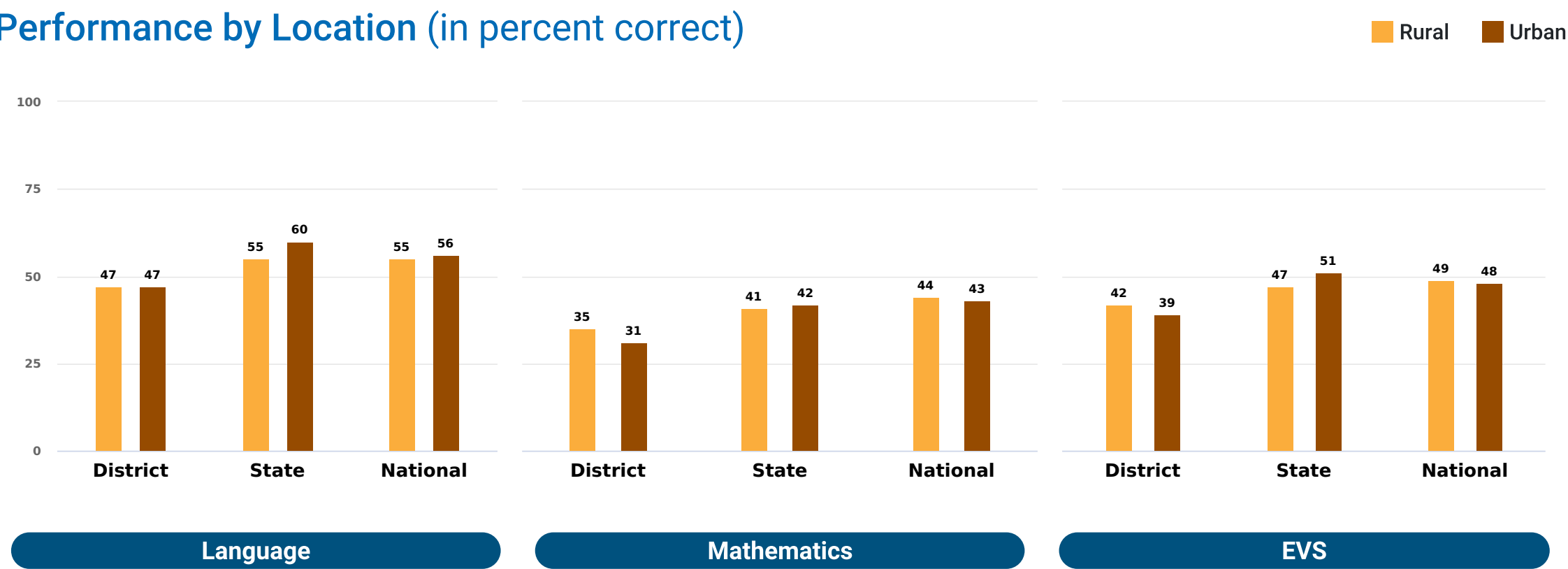
Performance by Gender (in percent correct)



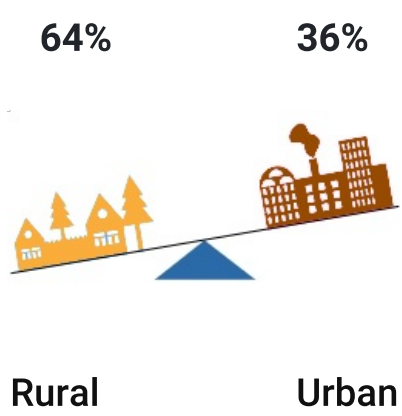
Participation by Gender



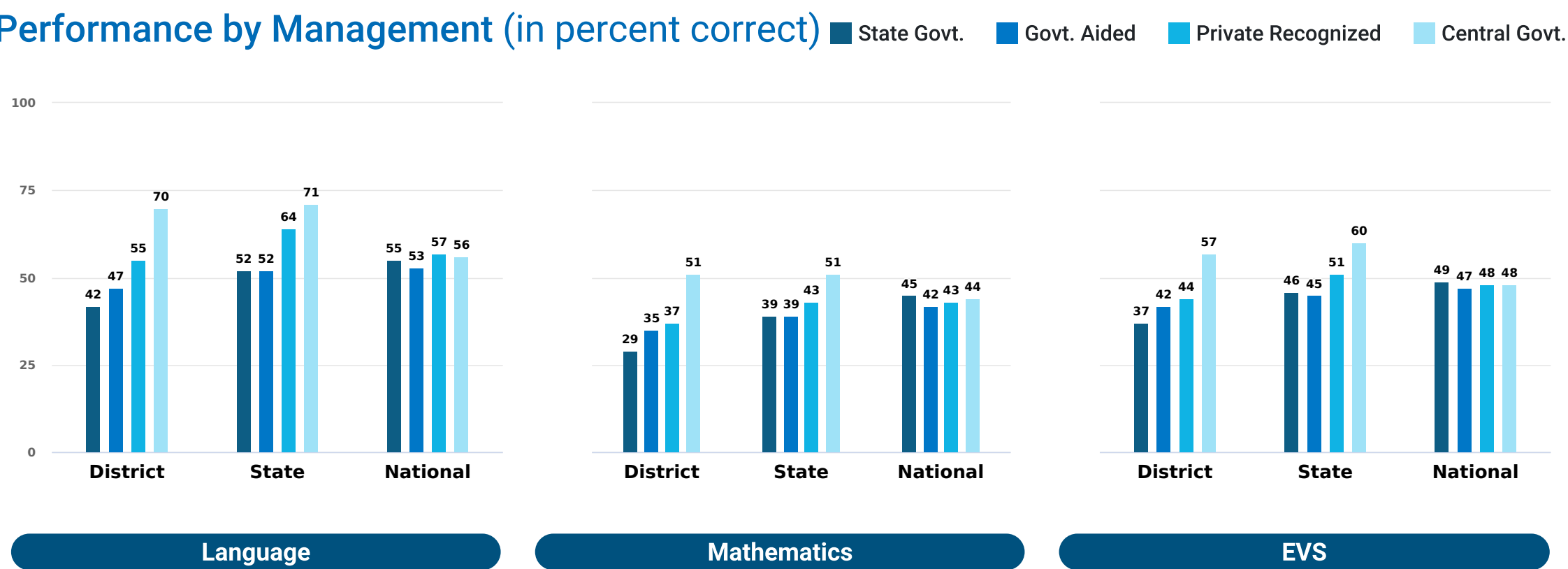
Performance by Location (in percent correct)



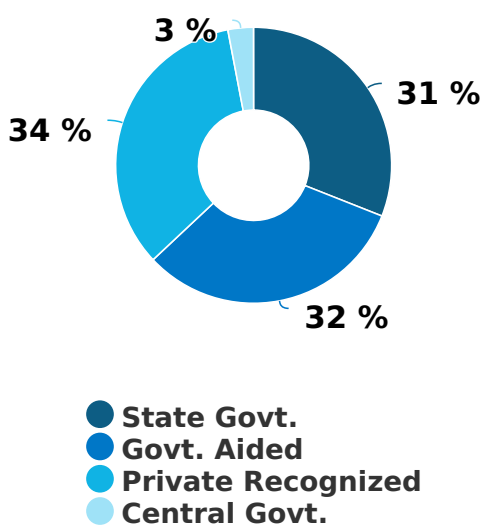
Participation by Location



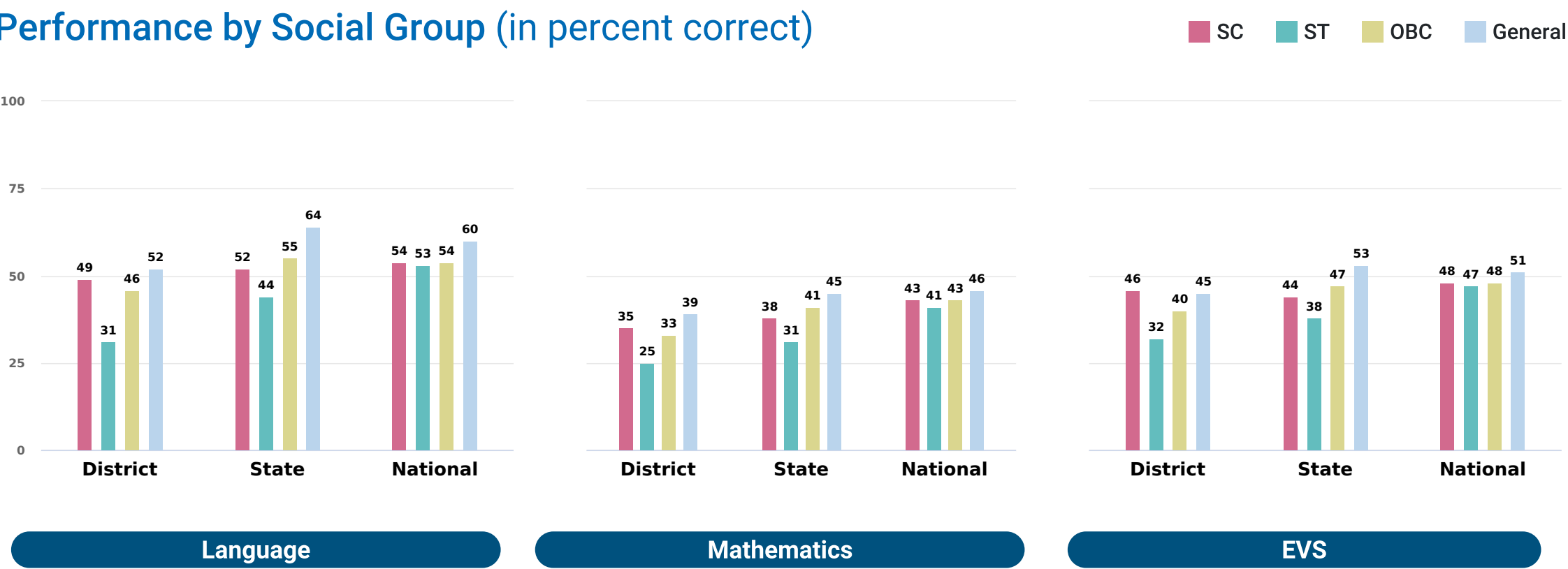
Performance by Management (in percent correct)



Participation by Management



Performance by Social Group (in percent correct)



Participation by Social Group





Performance of the District in Achieving Learning Outcomes (LOs)

LO Code	Learning Outcomes for Class 5	District Average Performance	State Average Performance	National Average Performance
Language				
L508	Reads text with comprehension, locates details and sequence of events	47 	57	55
Mathematics				
M401	Applies operations of numbers in daily life situations	37 	45 	45 
M412	Explores the area and perimeter of simple geometrical shapes (triangle, rectangle, square) in terms of given shape as a unit	28 	31 	36 
M418	Calculates time intervals/duration of familiar daily life events by using forward or backward counting/addition and subtraction	33 	42 	47 
M421	Represent the collected information in tables and bar graphs and draws inferences from these	30 	40 	42 
M501	Reads and writes numbers bigger than 1000 being used in her/his surroundings	49 	58	55
M504	Estimates sum. difference, product and quotient of numbers and verifies the same using different strategies like using standard algorithms or breaking a number and then using operation	37 	45 	46 
M505	Finds the number corresponding to part of a collection	44 	55	55
M506	Identifies and forms equivalent fractions of a given fraction	33 	37 	38 
M508	Converts fractions into decimals and vice versa	30 	35 	43 
M509	Classifies angles into right angle, acute angle, obtuse angle and represents the same by drawing and tracing	32 	41 	48 
M512	Relates different commonly used larger and smaller units of length, weight and volume and converts larger units to smaller units and vice versa	27 	34 	38 
M513	Estimates the volume of a solid body in known units.	30 	36 	41 
M514	Applies the four fundamental arithmetic operations in solving problems involving money, length, mass, capacity and time intervals	28 	36 	43 
M515	Identifies the pattern in triangular numbers and square number	38 	48 	46 
M516	Collects data related to various daily life situations. represents it in tabular form and as bar graphs and interprets it	45 	50	46 
EVS				
EVS403	Identifies relationship with and among family members in extended family	42 	50	50
EVS410	Records observations/experiences/information for objects, activities, phenomena, places visited in different ways and predicts patterns and activities/ phenomena	37 	41 	50
EVS501	Explains the super senses and unusual features (sight, smell, hear, sleep, sound, etc.) of animals and their responses to light, sound, food etc.	39 	46 	45 
EVS503	Describes the interdependence among animals, plants and humans	48 	54	50
EVS504	Explains the role and functions of different institutions in daily life (Bank, Panchayat, cooperatives. police station, etc.)	41 	43 	48 
EVS505	Establishes linkages among terrain, climate, resources (food, water, shelter, livelihood) and cultural life. (e.g. life in distant/difficult areas like hot/cold deserts)	45 	48 	48 
EVS506	Groups objects, materials, activities for features/properties such as shape, taste, color , texture, sound, traits etc.	46 	52	48 
EVS507	Traces the changes in practices, customs, techniques of past and present through coins, paintings, monuments, museum etc. and interacting with elders	36 	40 	47 

 Average performance less than 50 percent

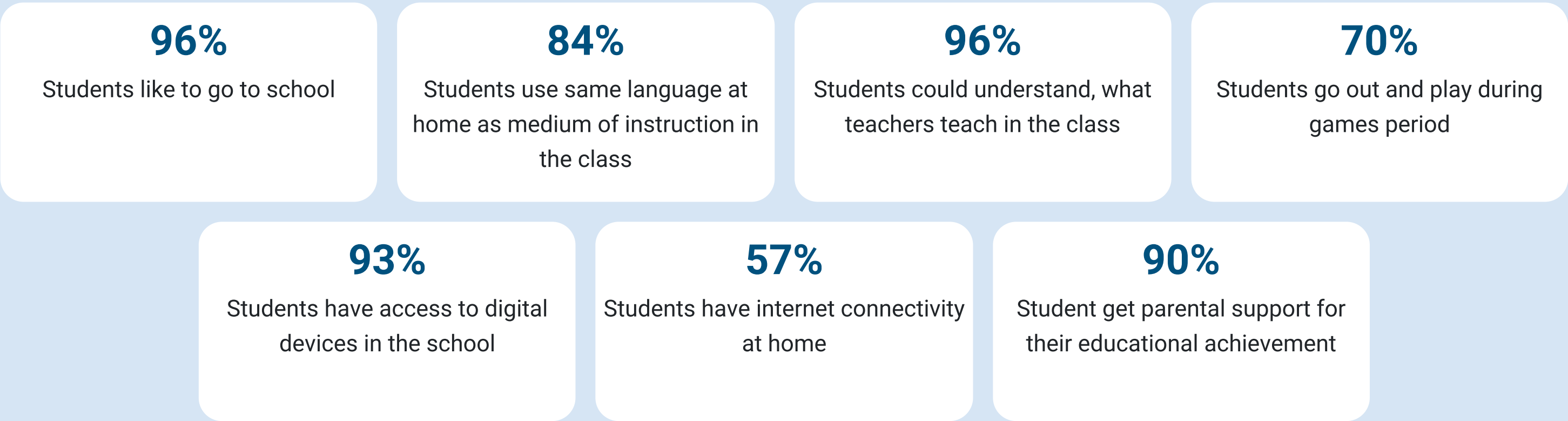


Performance of the District in Achieving Learning Outcomes (LOs)

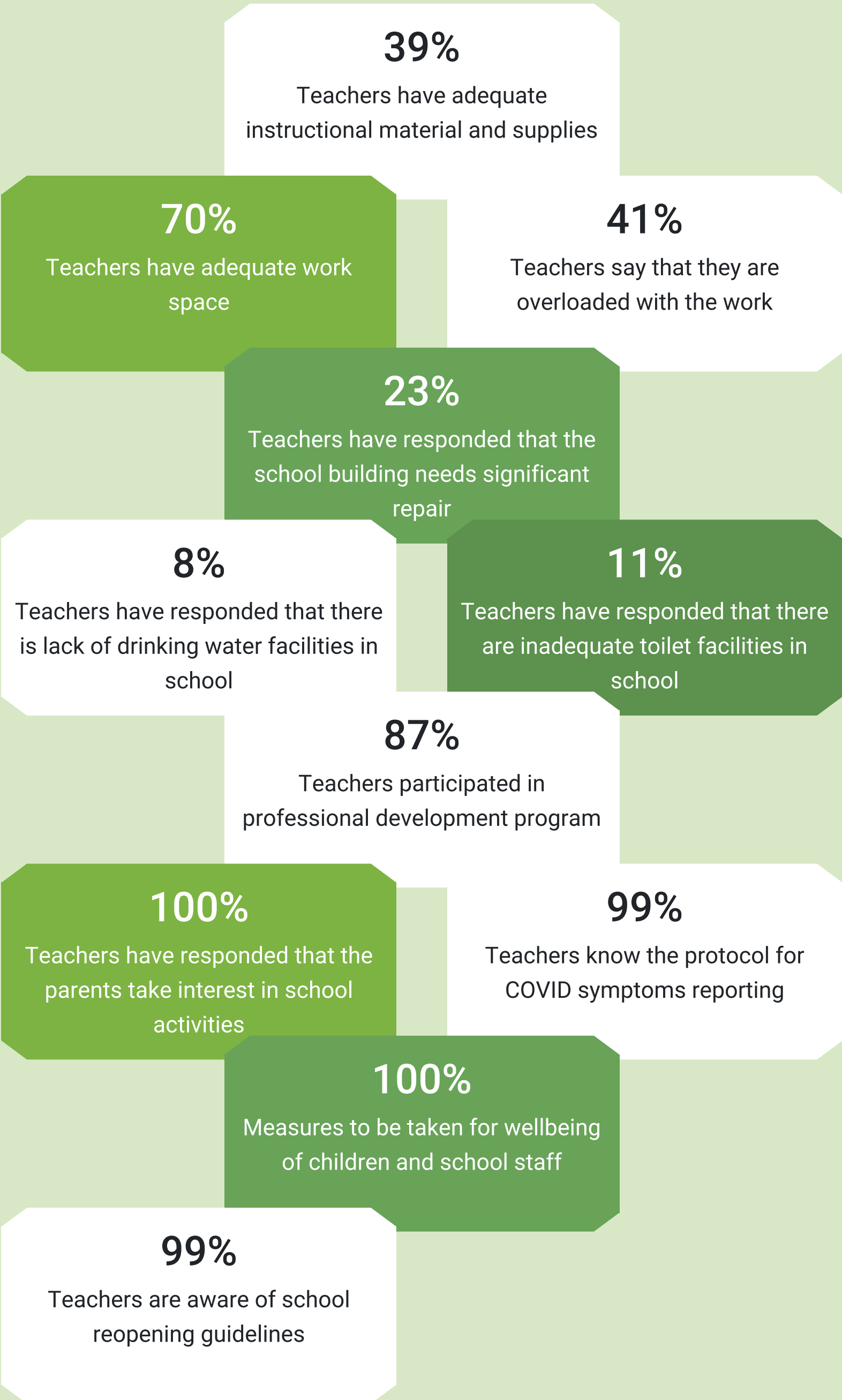
LO Code	Learning Outcomes for Class 5	District Average Performance	State Average Performance	National Average Performance
EVS508	Guesses (properties, conditions of phenomena), estimates spatial quantities (distance, area, volume, weight etc. ) and time in simple standard units and verifies using simple tools/set ups	37 ⚠	45 ⚠	48 ⚠
EVS509	Records observations/experiences/information in an organized manner (e.g. in tables/ sketches/ bar graphs/ pie charts) and predicts patterns in activities/ phenomena (e.g. floating, sinking, mixing, evaporation , germination, spoilage) to establish relation between cause and effect.	51	60	55
EVS510	Identifies signs, directions, location of different objects/landmarks of a locality / place visited in maps and predicts directions w.r.t. positions at different places for a location	38 ⚠	46 ⚠	45 ⚠
EVS512	Voices opinions on issues observed/experienced and relates practices/happenings to larger issues of society	47 ⚠	56	54
EVS513	Suggests ways for hygiene, health, managing waste. disaster/emergency situations and protecting/saving resources	26 ⚠	32 ⚠	35 ⚠

 Average performance less than 50 percent

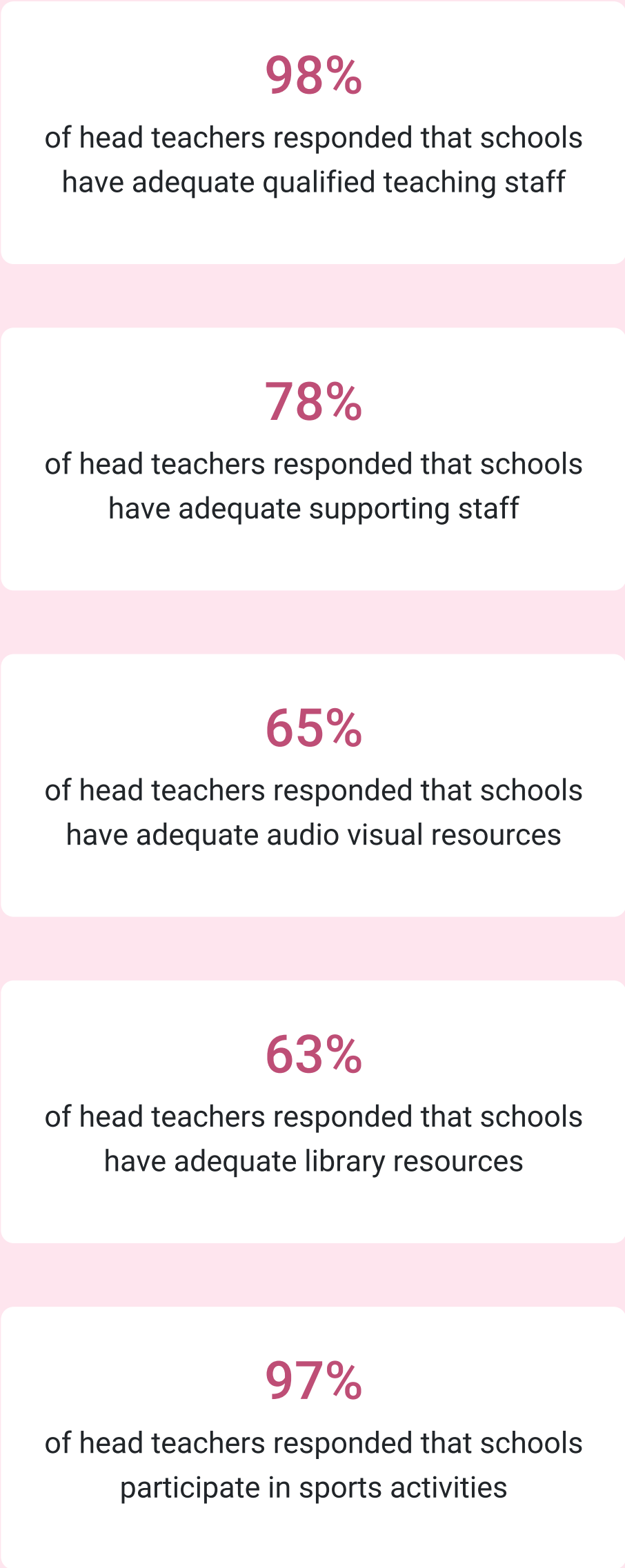
What students have to say



What teachers have to say

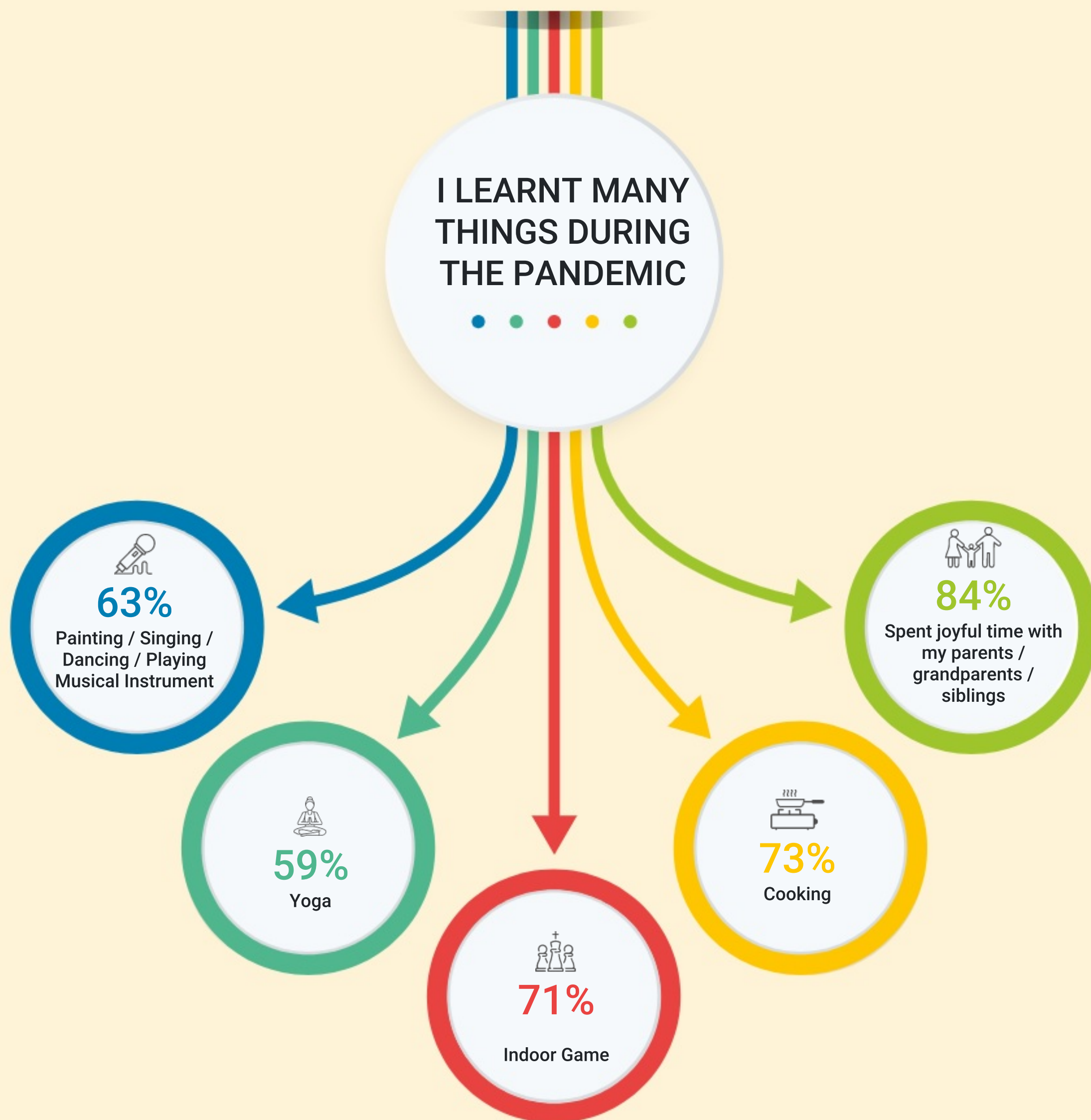


What head teachers have to say





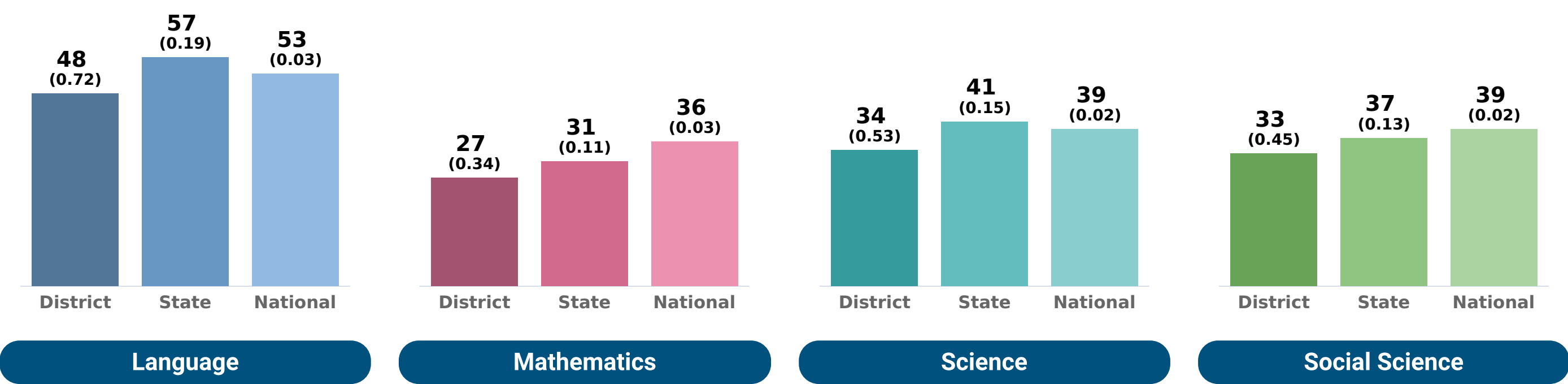
# NAS 2021 RESULTS FOR Class 8



Total Participation



District Performance of Students vis-a-vis State and National  
in percent correct (standard error)



Percentage of Students by Performance Level

	Below basic	Basic	Proficient	Advanced
Language	23	53	18	6
Mathematics	39	57	4	0
Science	49	37	11	3
Social Science	51	44	5	1

Below Basic

Learners at this level are at the early stages of development regarding the curriculum standards. They have not achieved the required knowledge and skill to be considered minimally successful regarding curriculum demands. They need guidance at every stage of learning. They need a lot of encouragement and support.

Basic

Learners at this level demonstrate a minimum level of knowledge and skills related to the curricular demands. They can follow simple instructions and apply simple rules to achieve the expected performance. They have ideas but lack coherence. They can solve problems using simple logic, and also express themselves using simple language. They need enough guidance at various stages of learning.

Proficient

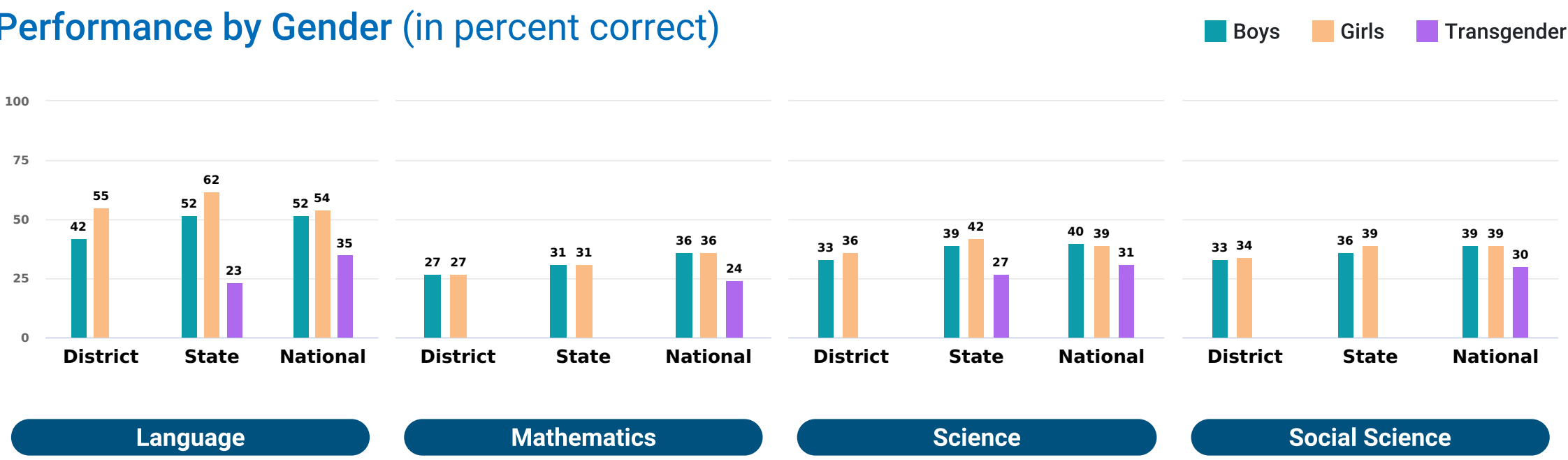
Learners at this level have acquired most of the learning outcomes and skills required by the curriculum. They can work independently with minimum supervision. They have a systematic methodology to solve problems. They can communicate their ideas clearly. They can also connect different ideas and create meaning with minimum guidance and supervision. They can analyze situations and interpret information for application in new situations. Efforts are required to bring all learners to attain the proficient level and above.

Advanced

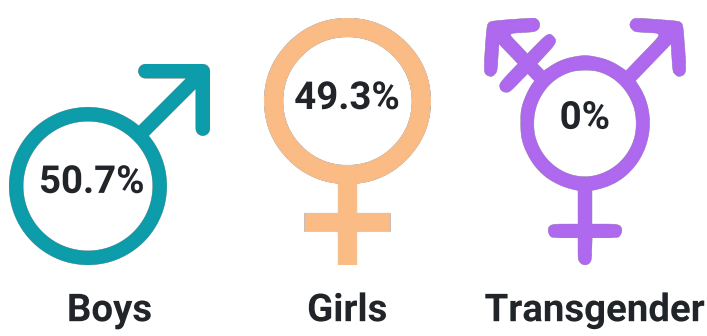
Learners at this level display exceptional mastery of the learning content as prescribed by the curriculum and beyond. They are independent with high analytical, reflective and critical thinking. They can connect and integrate concepts and ideas to create new knowledge/meaning and solve complex problems. They communicate information with the highest level of creativity and coherence as well as make sound judgements.



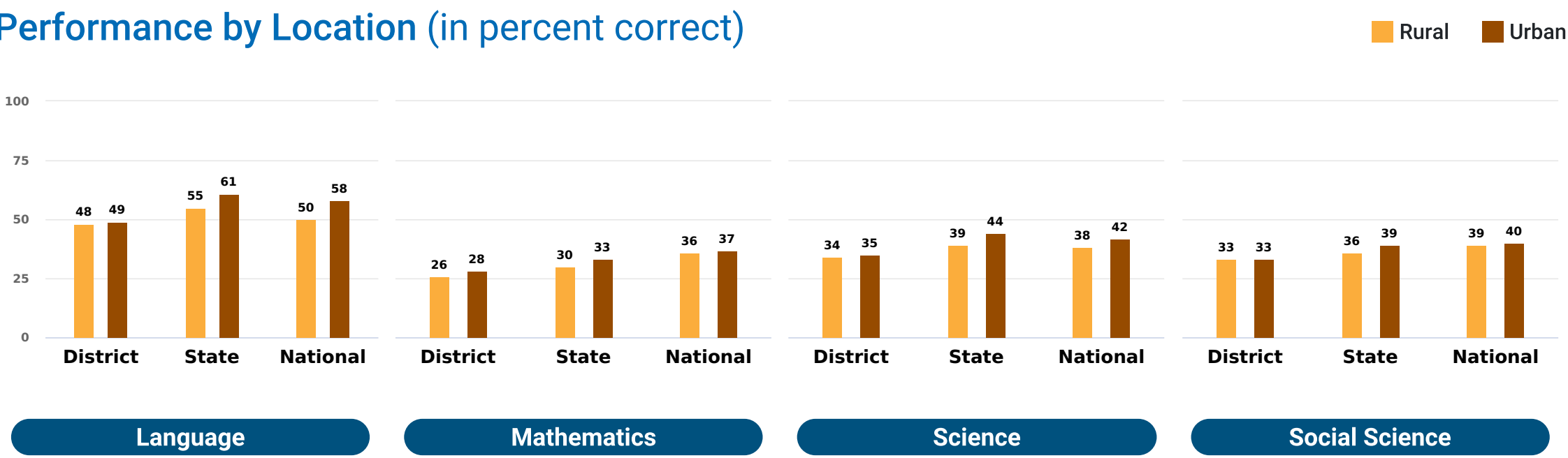
Performance by Gender (in percent correct)



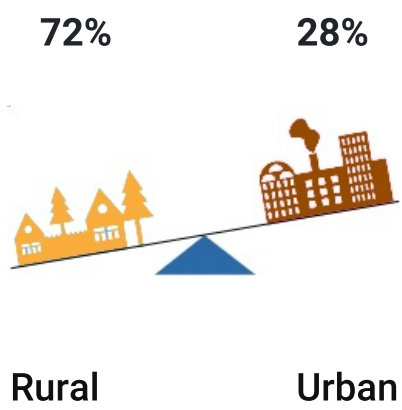
Participation by Gender



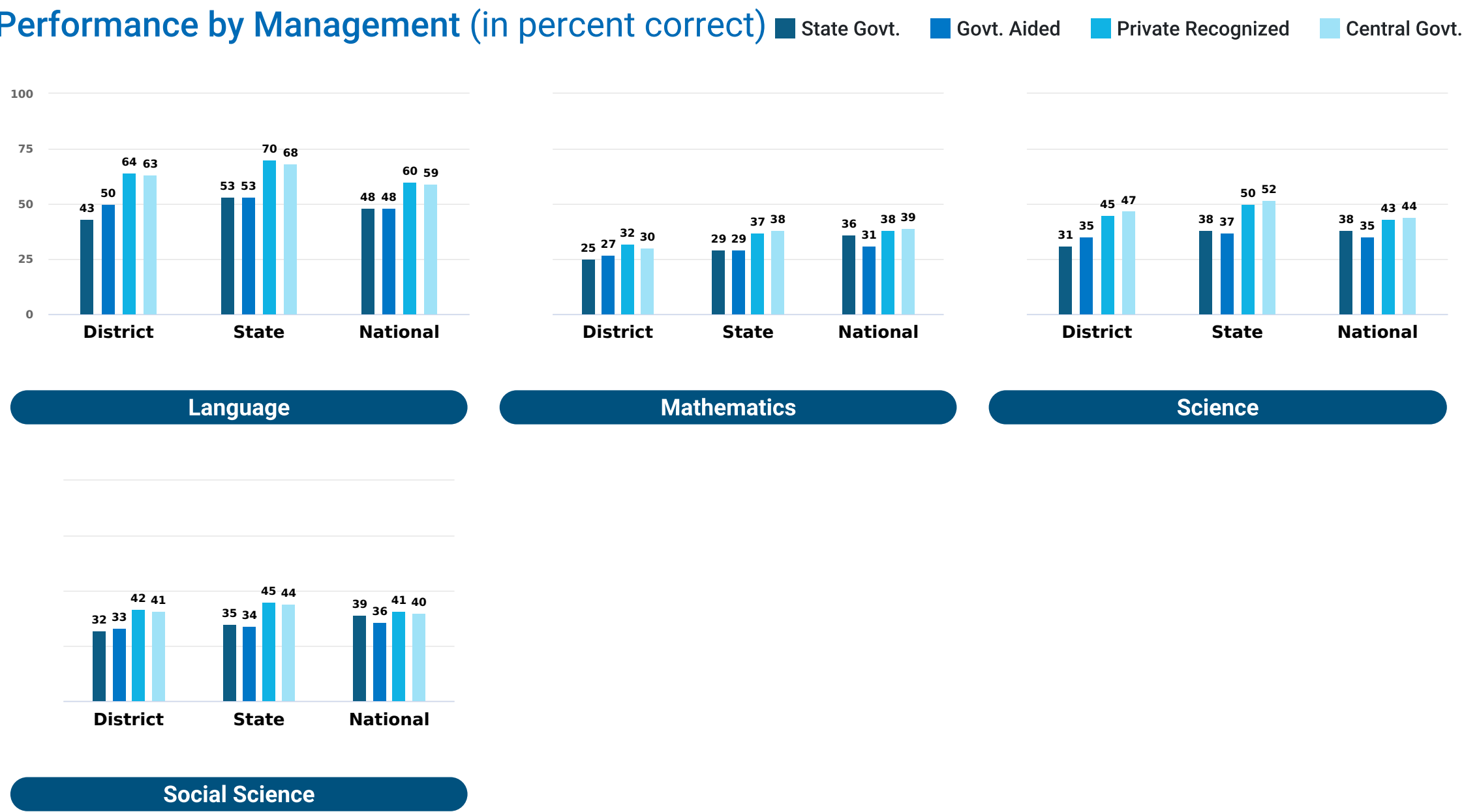
Performance by Location (in percent correct)



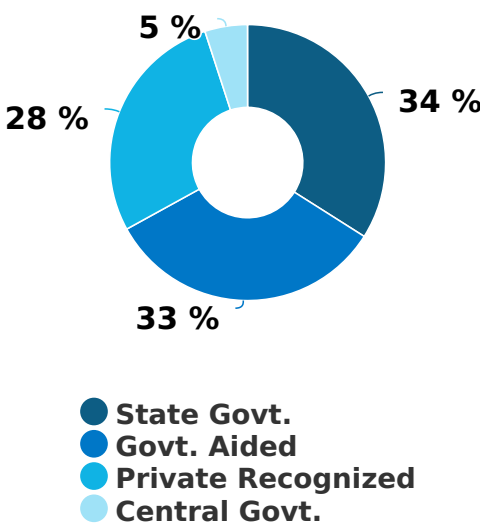
Participation by Location



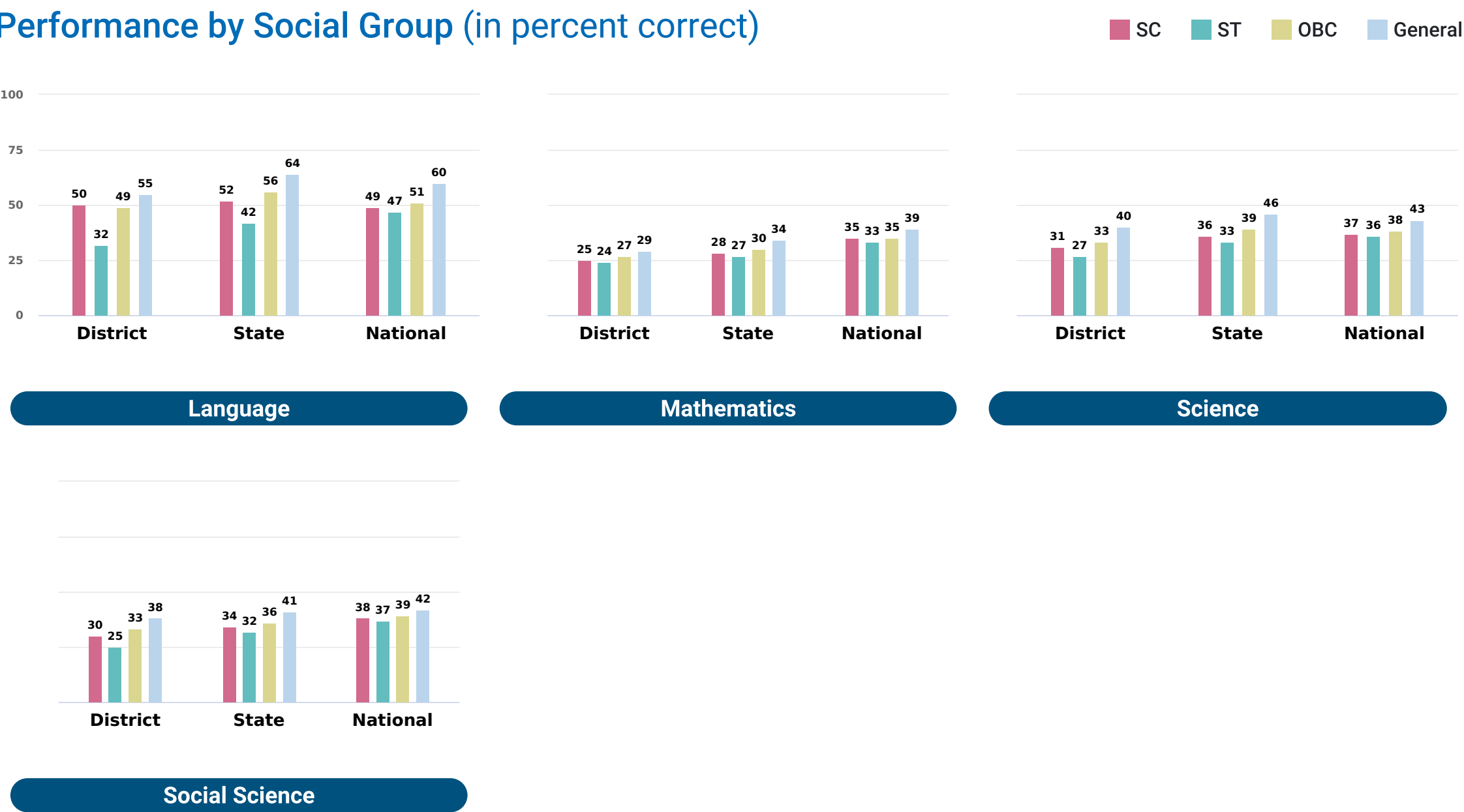
Performance by Management (in percent correct)



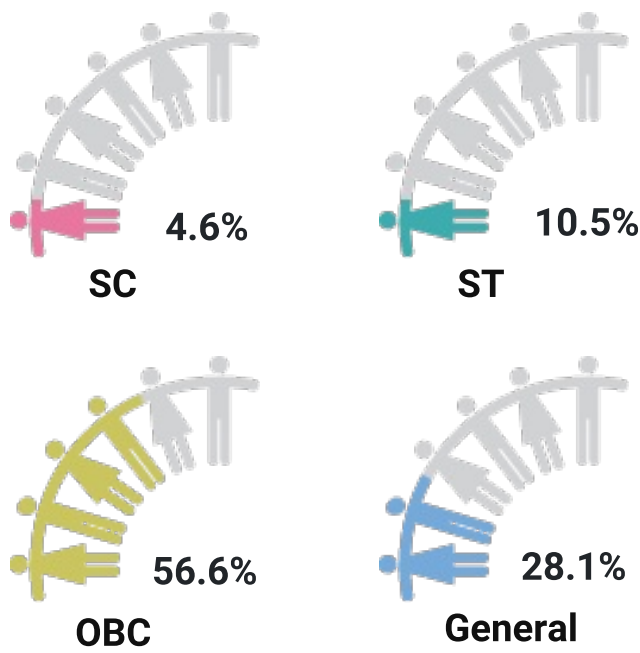
Participation by Management



Performance by Social Group (in percent correct)



Participation by Social Group



Performance of the District in Achieving Learning Outcomes (LOs)

LO Code	Learning Outcomes for Class 8	District Average Performance	State Average Performance	National Average Performance
Language				
L813	Read textual/non-textual materials with comprehension and identifies the details, characters, main idea and sequence of ideas and events while reading	48 ⚠️	57	53
Mathematics				
M601	Solves problems involving large numbers by applying appropriate operations	37 ⚠️	44 ⚠️	49 ⚠️
M606	Solves problems on daily life situations involving addition and subtraction of fractions / decimals	36 ⚠️	44 ⚠️	48 ⚠️
M620	Finds out the perimeter and area of rectangular objects in the surroundings like floor of the class room, surfaces of a chalk box etc.	23 ⚠️	25 ⚠️	29 ⚠️
M621	Arranges given/collected information in the form of table, pictograph and bar graph and interprets them	35 ⚠️	39 ⚠️	41 ⚠️
M702	Interprets the division and multiplication of fractions	17 ⚠️	23 ⚠️	34 ⚠️
M705	Solves problems related to daily life situations involving rational numbers	17 ⚠️	17 ⚠️	23 ⚠️
M706	Uses exponential form of numbers to simplify problems involving multiplication and division of large numbers	26 ⚠️	22 ⚠️	28 ⚠️
M707	Adds/subtracts algebraic expressions	28 ⚠️	32 ⚠️	38 ⚠️
M710	Solves problems related to conversion of percentage to fraction and decimal and vice versa	21 ⚠️	23 ⚠️	30 ⚠️
M717	Finds out approximate area of closed shapes by using unit square grid/graph sheet	26 ⚠️	32 ⚠️	34 ⚠️
M719	Finds various representative values for simple data from her/his daily life contexts like mean, median and mode	34 ⚠️	39 ⚠️	43 ⚠️
M721	Interprets data using bar graph such as consumption of electricity is more in winters than summer	35 ⚠️	40 ⚠️	37 ⚠️
M801	Generalizes properties of addition, subtraction, multiplication and division of rational numbers through patterns	24 ⚠️	29 ⚠️	34 ⚠️
M802	Finds rational numbers between two given rational numbers	26 ⚠️	33 ⚠️	40 ⚠️
M803	Proves divisibility rules of 2, 3,4, 5, 6, 9 and 11	27 ⚠️	32 ⚠️	43 ⚠️
M804	Finds squares,cubes,square roots and cube roots of numbers using different methods	24 ⚠️	24 ⚠️	34 ⚠️
M808	Uses various algebraic identities in solving problem of daily life.	27 ⚠️	34 ⚠️	42 ⚠️
M812	Verifies properties of parallelogram and establishes the relationship between them through reasoning	32 ⚠️	38 ⚠️	39 ⚠️
M818	Find surface area and volume of cuboidal and cylindrical object	23 ⚠️	27 ⚠️	30 ⚠️
M819	Draws and interprets bar charts and pie charts	25 ⚠️	28 ⚠️	30 ⚠️
Science				
SCI703	Classifies materials and organisms based on properties/characteristics	38 ⚠️	42 ⚠️	39 ⚠️
SCI704	Conducts simple investigation to seek answers to queries	28 ⚠️	36 ⚠️	37 ⚠️
SCI705	Relates processes and phenomenon with causes	35 ⚠️	44 ⚠️	45 ⚠️
SCI708	Measures and calculates e.g.. temperature; pulse rate; speed of moving objects; time period of a simple pendulum, etc.	32 ⚠️	41 ⚠️	43 ⚠️
SCI710	Plots and interprets graphs	30 ⚠️	36 ⚠️	35 ⚠️
SCI711	Constructs models using materials from surroundings and explains their working	25 ⚠️	27 ⚠️	26 ⚠️
SCI801	Differentiates materials, organism and processes	40 ⚠️	49 ⚠️	46 ⚠️
SCI804	Relates processes and phenomenon with causes	28 ⚠️	36 ⚠️	34 ⚠️

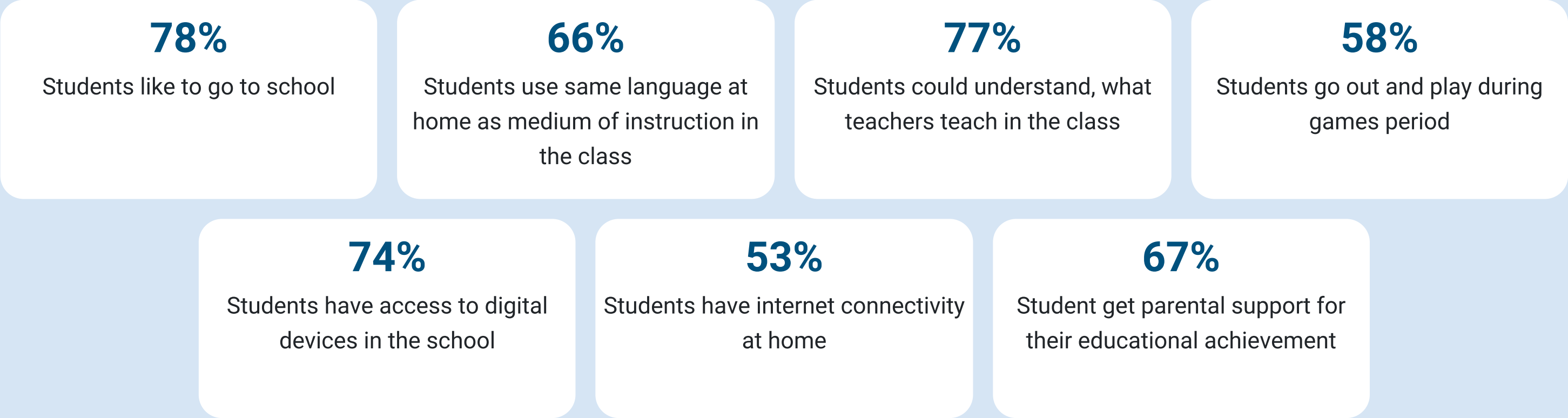


Performance of the District in Achieving Learning Outcomes (LOs)

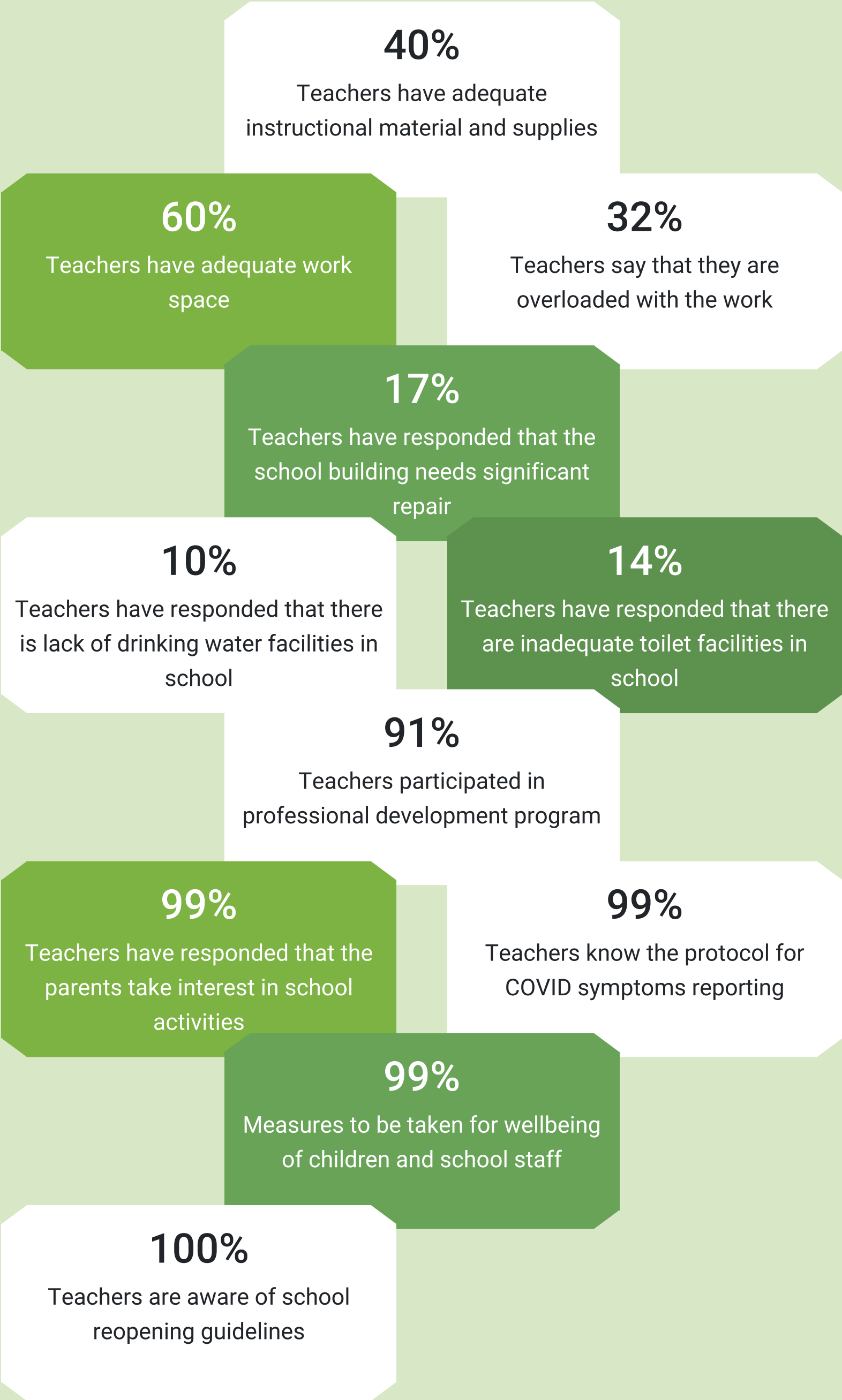
LO Code	Learning Outcomes for Class 8	District Average Performance	State Average Performance	National Average Performance
SCI805	Explains processes and phenomenon	33 	40 	36 
SCI807	Measures angles of incidence and reflection, etc.	28 	34 	34 
SCI811	Applies learning of scientific concepts in day-to-day life	43 	49 	45 
SCI813	Makes efforts to protect environment	37 	43 	44 
Social Science				
SST605	Identifies latitudes and longitudes, e.g., poles, equator, tropics, States /Ws of India and other neighboring countries on globe and the world map	27 	34 	40 
SST610	Locates important historical sites, places on an outline map of India.	17 	23 	26 
SST625	Describes the functioning of rural and urban local government bodies in sectors like health and education	29 	34 	35 
SST703	Explains preventive actions to be undertaken in the event of disasters	38 	43 	46 
SST704	Describes formation of landforms due to various factors	38 	45 	44 
SST722	Explains the significance of equality in democracy	27 	34 	39 
SST726	Describes the process of election to the legislative assembly	33 	30 	42 
SST731	Explains the functioning of media with appropriate examples from newspapers	41 	55	56
SST733	Differentiates between different kinds of markets	34 	36 	38 
SST734	Traces how goods travel through various market places	29 	35 	41 
SST802	Describes major crops, types of farming and agricultural practices in her/his own areaistate	34 	36 	39 
SST805	Locates distribution of important minerals e.g. coal and mineral oil on the world map	26 	27 	28 
SST807	Justifies judicious use of natural resources	35 	37 	37 
SST809	Draws interrelationship between types of farming and development in different regions of the world	32 	37 	36 
SST810	Distinguishes the modern period from the medieval and the ancient periods through the use of sources	23 	21 	28 
SST815	Explains the origin, nature and spread of the revolt of 1857 and the lessons learned from it.	33 	34 	33 
SST816	Analyses the decline of pre-existing urban centers and handicraft industries and the development of new urban centers and industries in India during the colonial period	30 	33 	27 
SST818	Analyses the issues related to caste, women, widow remarriage, child marriage, social reforms and the laws and policies of colonial administration towards these issues	34 	43 	44 
SST823	Applies the knowledge of the Fundamental Rights to find out about their violation. protection and promotion in a given situation	28 	36 	29 
SST827	Describes the process of making a law. (e.g. Domestic Violence Act, RTI Act, RTE Act)	31 	33 	36 
SST831	Identifies the role of Government in providing public facilities such as water, sanitation, road, electricity etc, and recognizes their availability	28 	31 	37 
SST833	Draws bar diagram to show population of different countries/India/states	58	63	61

 Average performance less than 50 percent

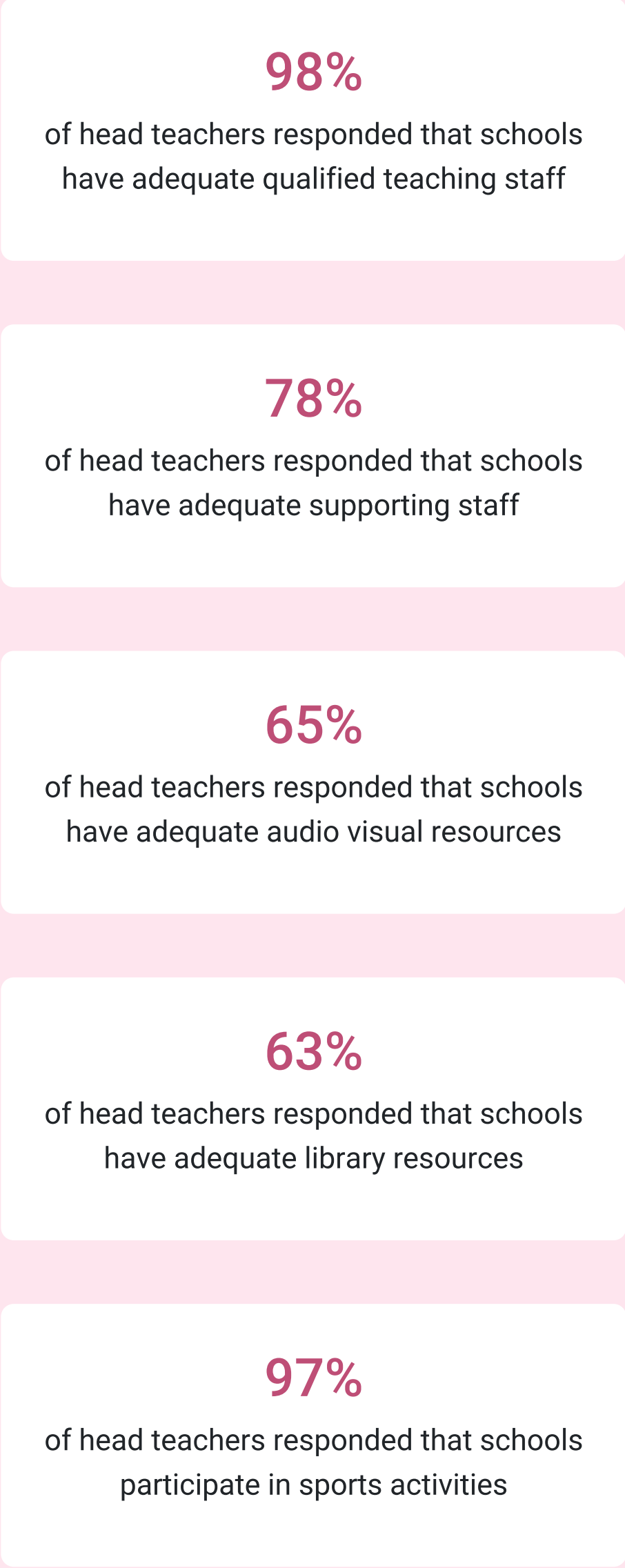
What students have to say



What teachers have to say

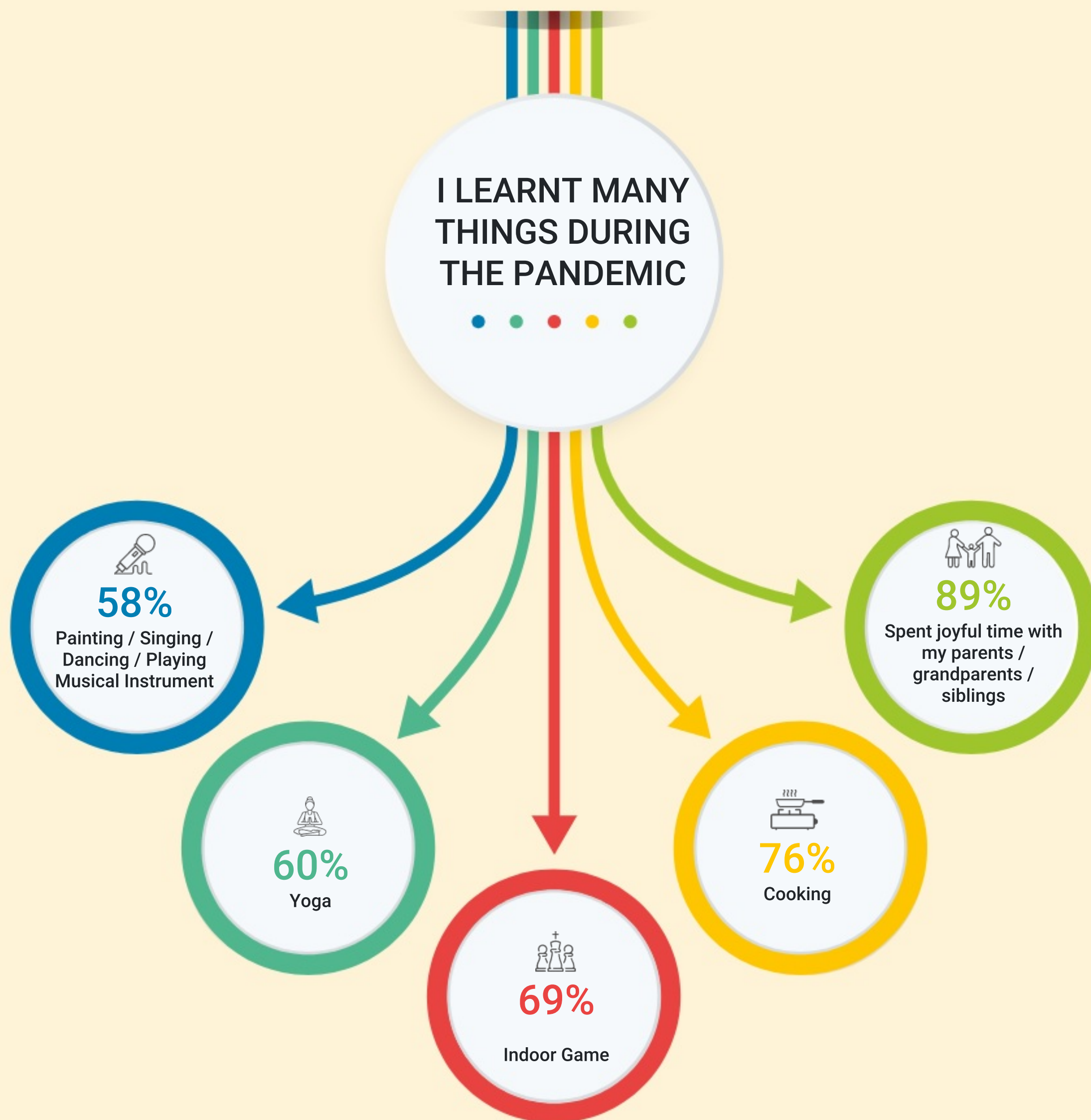


What head teachers have to say





# NAS 2021 RESULTS FOR Class 10



Total Participation

78

Schools



384

Teachers

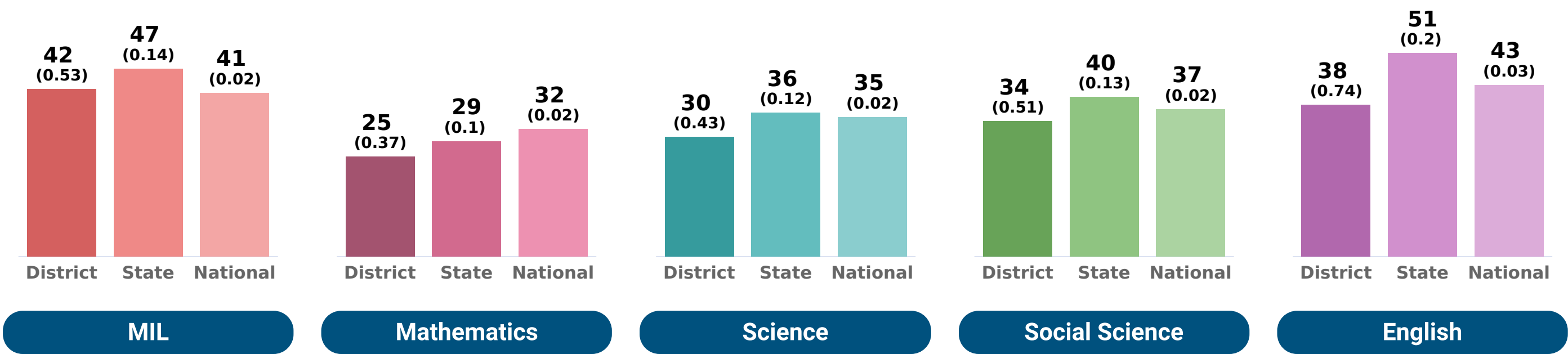


2196

Students



District Performance of Students vis-a-vis State and National  
in percent correct (standard error)



Percentage of Students by Performance Level

	Below basic	Basic	Proficient	Advanced
MIL	50	42	8	0
Mathematics	41	55	4	0
Science	90	8	2	0
Social Science	70	25	5	0
English	31	22	36	10

Below Basic

Learners at this level are at the early stages of development regarding the curriculum standards. They have not achieved the required knowledge and skill to be considered minimally successful regarding curriculum demands. They need guidance at every stage of learning. They need a lot of encouragement and support.

Basic

Learners at this level demonstrate a minimum level of knowledge and skills related to the curricular demands. They can follow simple instructions and apply simple rules to achieve the expected performance. They have ideas but lack coherence. They can solve problems using simple logic, and also express themselves using simple language. They need enough guidance at various stages of learning.

Proficient

Learners at this level have acquired most of the learning outcomes and skills required by the curriculum. They can work independently with minimum supervision. They have a systematic methodology to solve problems. They can communicate their ideas clearly. They can also connect different ideas and create meaning with minimum guidance and supervision. They can analyze situations and interpret information for application in new situations. Efforts are required to bring all learners to attain the proficient level and above.

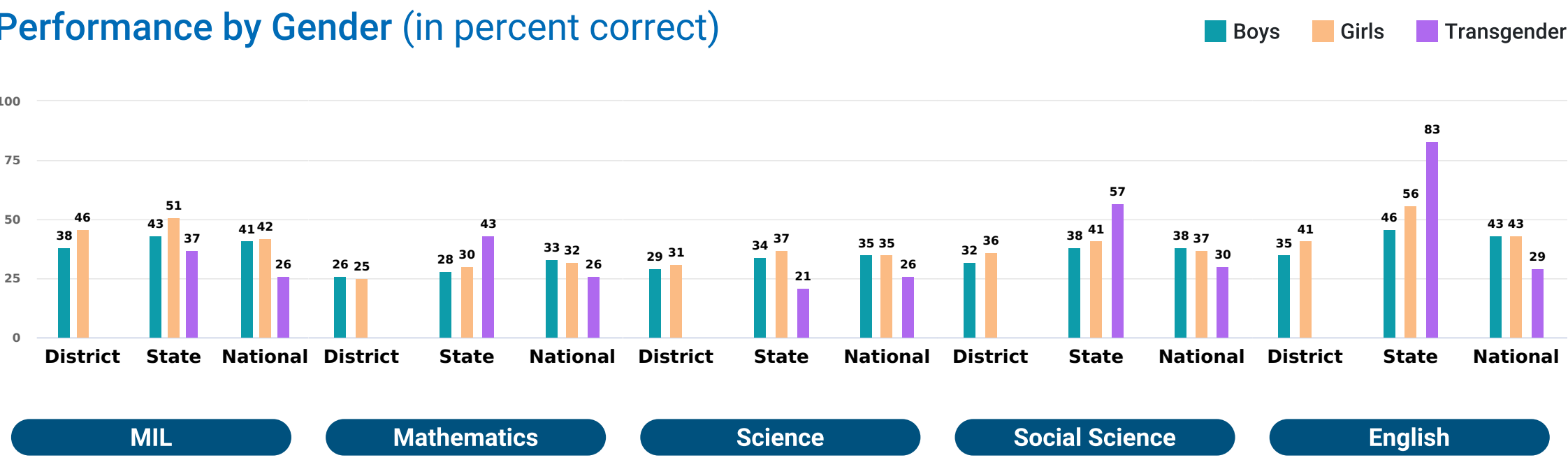
Advanced

Learners at this level display exceptional mastery of the learning content as prescribed by the curriculum and beyond. They are independent with high analytical, reflective and critical thinking. They can connect and integrate concepts and ideas to create new knowledge/meaning and solve complex problems. They communicate information with the highest level of creativity and coherence as well as make sound judgements.

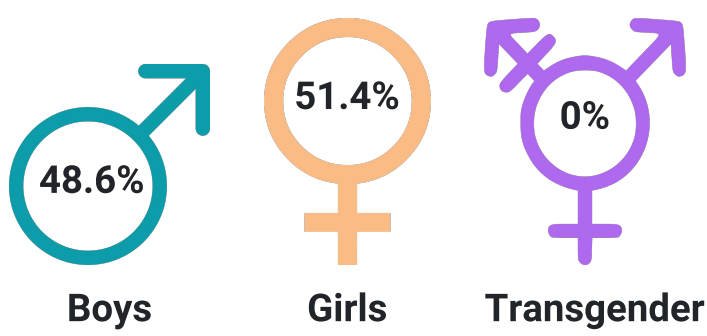
\* MIL - Modern Indian Language



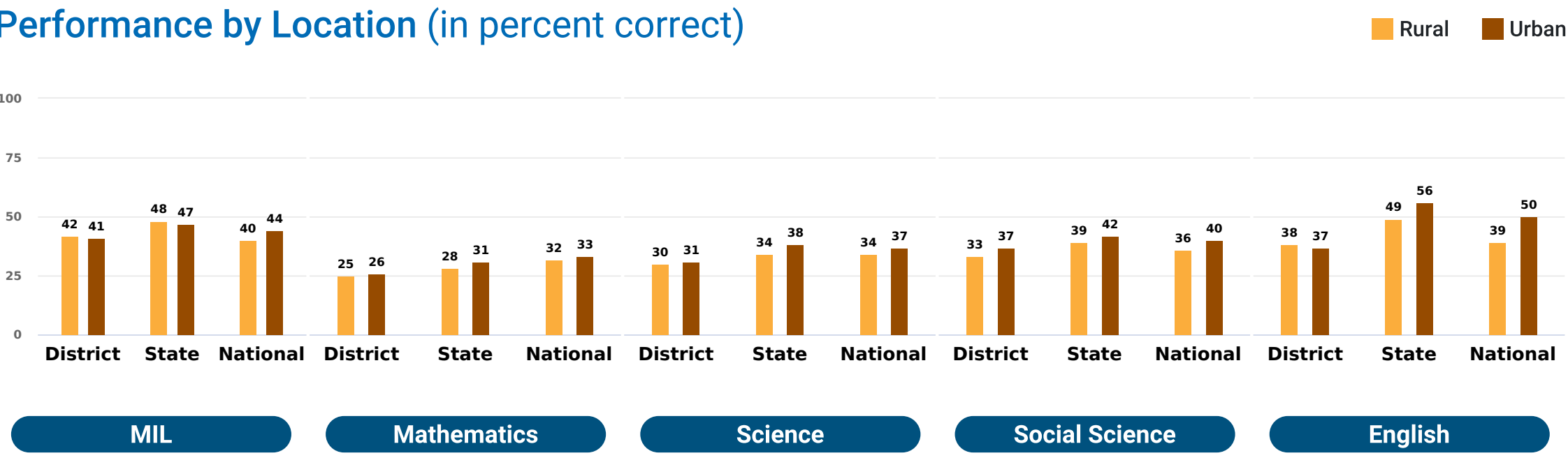
Performance by Gender (in percent correct)



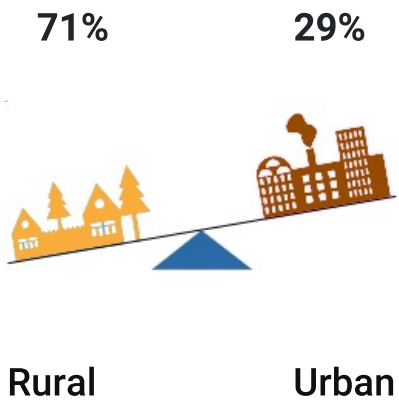
Participation by Gender



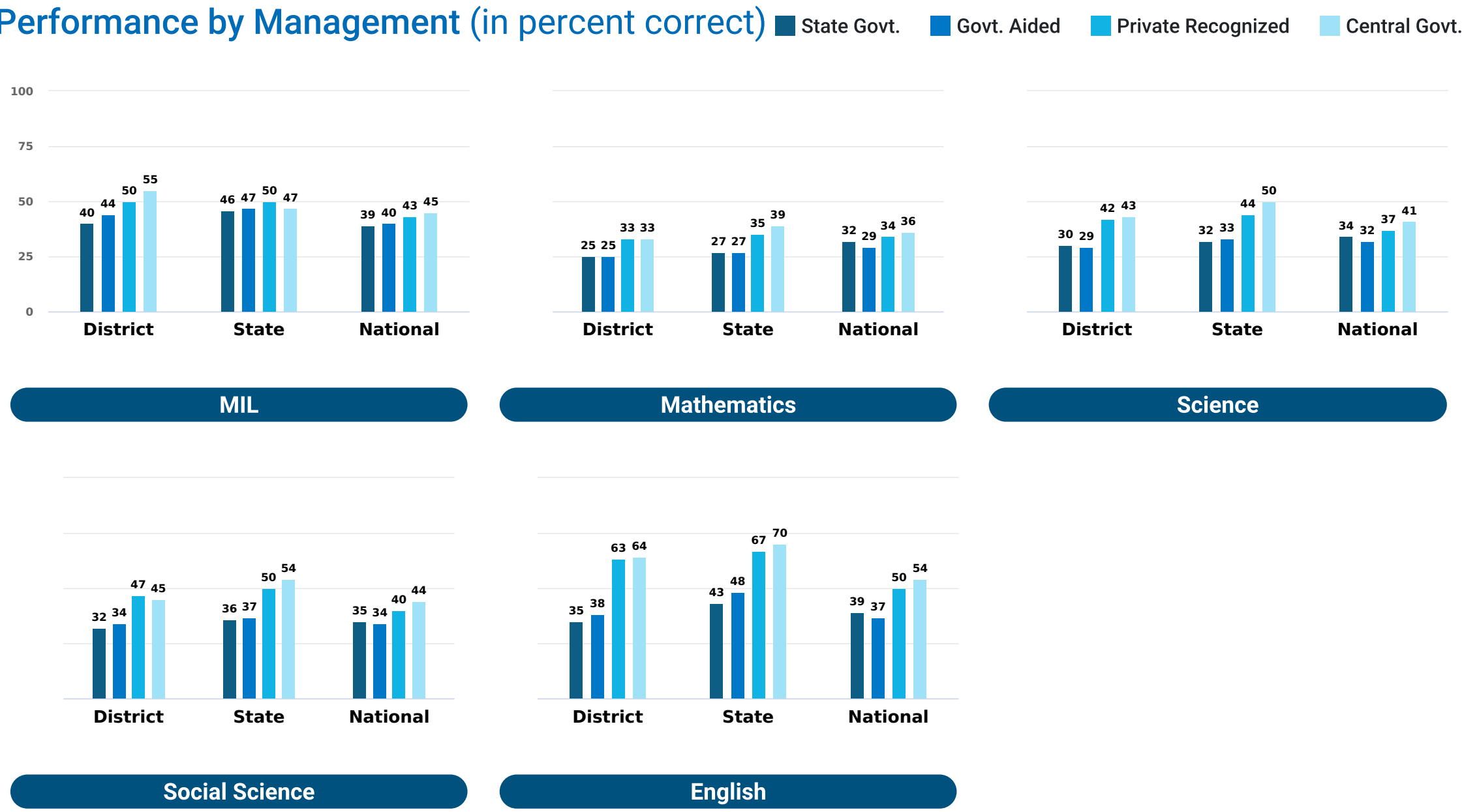
Performance by Location (in percent correct)



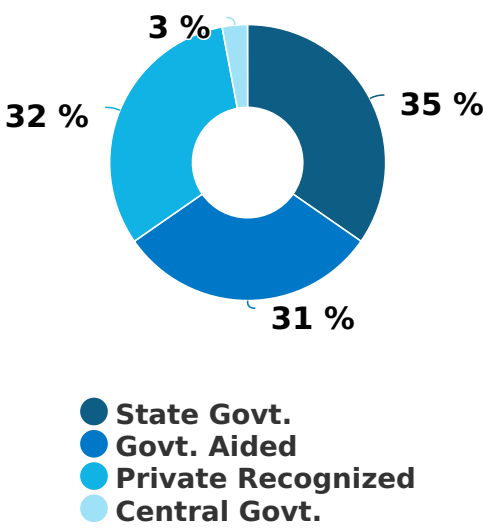
Participation by Location



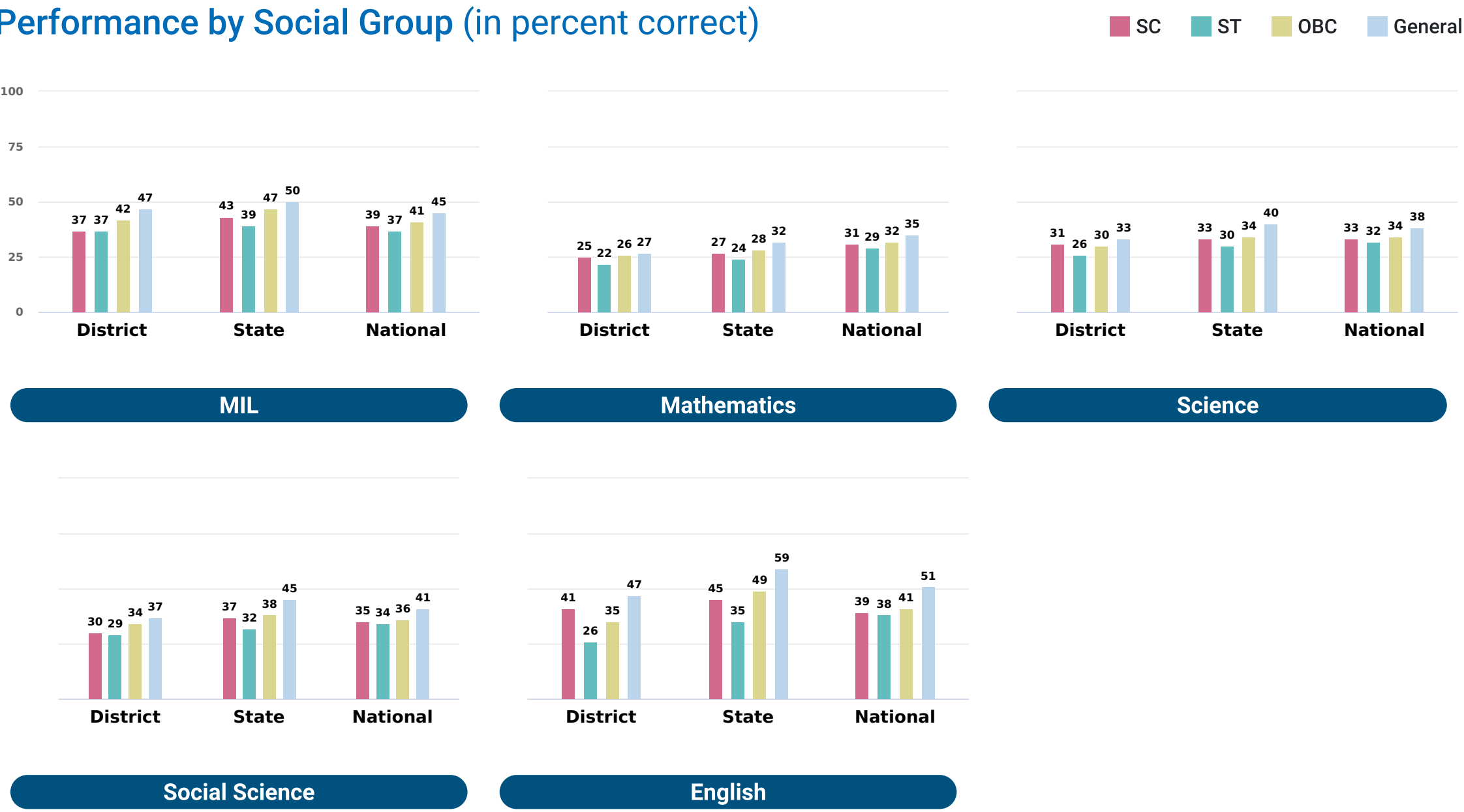
Performance by Management (in percent correct)



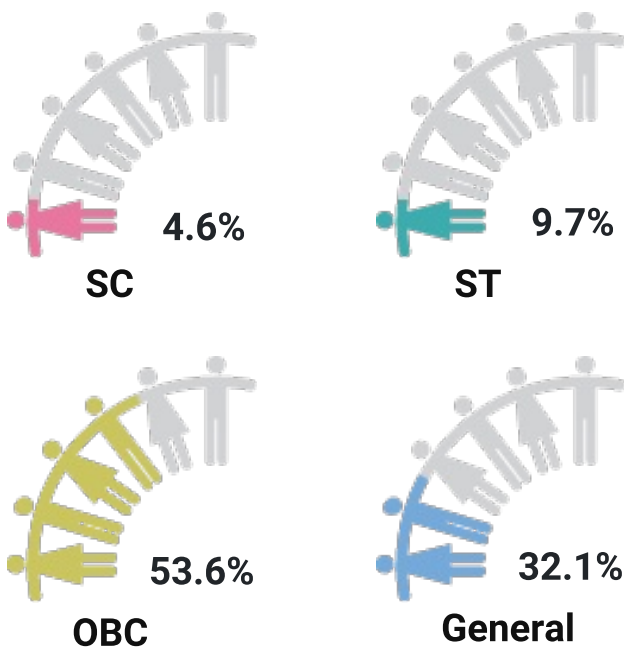
Participation by Management



Performance by Social Group (in percent correct)



Participation by Social Group



Performance of the District in Achieving Learning Outcomes (LOs)

LO Code	Learning Outcomes for Class 10	District Average Performance	State Average Performance	National Average Performance
MIL				
MIL1011	पाठ्यवस्तु में शामिल रचनाओं के अतिरिक्त अन्य कविता, कहानी,एकांकी को पढ़ते-लिखते और मंचन करते हैं।	42 ⚠	47 ⚠	41 ⚠
Mathematics				
M1001	Generalises properties of numbers and relations among them studied earlier to evolve results, such as, Euclid’s division algorithm, Fundamental Theorem of Arithmetic and applies them to solve problems related to real life contexts.	24 ⚠	32 ⚠	40 ⚠
M1002	Develops a relationship between algebraic and graphical methods of finding the zeroes of a polynomial.	26 ⚠	28 ⚠	32 ⚠
M1003	Finds solutions of pairs of linear equations in two variables using graphical and different algebraic methods.	20 ⚠	24 ⚠	30 ⚠
M1004	Demonstrates strategies of finding roots and determining the nature of roots of a quadratic equation.	29 ⚠	34 ⚠	36 ⚠
M1005	Develops strategies to apply the concept of A.P. to daily life situations. Works out ways to differentiate between congruent and similar figures.	39 ⚠	42 ⚠	37 ⚠
M1006	Establishes properties for similarity of two triangles logically using different geometric criteria established earlier such as, Basic Proportionality Theorem, etc.	23 ⚠	29 ⚠	32 ⚠
M1007	Derives formulae to establish relations for geometrical shapes in the context of a coordinate plane, such as, finding the distance between two given points, to determine the coordinates of a point between any two given points, to find the area of a triangle etc.	26 ⚠	28 ⚠	28 ⚠
M1008	Determines all trigonometric ratios with respect to a given acute angle (of a right triangle) and uses them in solving problems in daily life contexts like finding heights of different structures or distance from them.	26 ⚠	29 ⚠	33 ⚠
M1009	Derives proofs of theorems related to the tangents of circles.	28 ⚠	32 ⚠	36 ⚠
M1010	Examines the steps of geometrical constructions and reason out each step	22 ⚠	23 ⚠	21 ⚠
M1011	Finds surface areas and volumes of objects in the surroundings by visualising them as a combination of different solids like cylinder and a cone, cylinder and a hemisphere, combination of different cubes, etc.	28 ⚠	31 ⚠	35 ⚠
M1012	Calculates mean, median and mode for different sets of data related with real life contexts.	24 ⚠	25 ⚠	27 ⚠
Science				
SCI1001	Differentiates materials, objects, organisms, phenomena, and processes, based on, properties and characteristics.	33 ⚠	40 ⚠	37 ⚠
SCI1002	Classifies materials, objects, organisms, phenomena, and processes, based on properties and characteristics.	25 ⚠	32 ⚠	36 ⚠
SCI1003	Relates processes and phenomena with causes and effects	33 ⚠	43 ⚠	40 ⚠
SCI1004	Explains processes and phenomena.	29 ⚠	34 ⚠	36 ⚠
SCI1005	Analyses and interprets data, graphs, and figures	30 ⚠	30 ⚠	30 ⚠
SCI1006	Calculates using the data given	24 ⚠	30 ⚠	28 ⚠
SCI1007	Uses scientific conventions to represent units of various quantities, symbols, formulae, and equations.	34 ⚠	39 ⚠	38 ⚠
SCI1008	Applies learning to hypothetical situations	26 ⚠	31 ⚠	33 ⚠
SCI1009	Applies scientific concepts in daily life and solving problems	35 ⚠	39 ⚠	36 ⚠
SCI1010	Derives formulae, equations, and laws	23 ⚠	28 ⚠	28 ⚠

 Average performance less than 50 percent

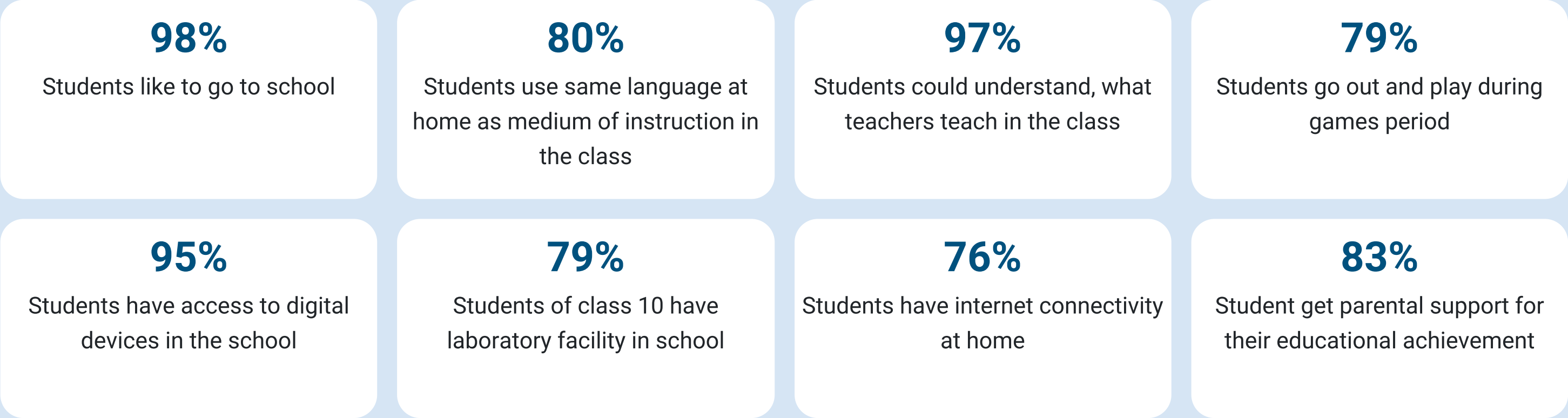


Performance of the District in Achieving Learning Outcomes (LOs)

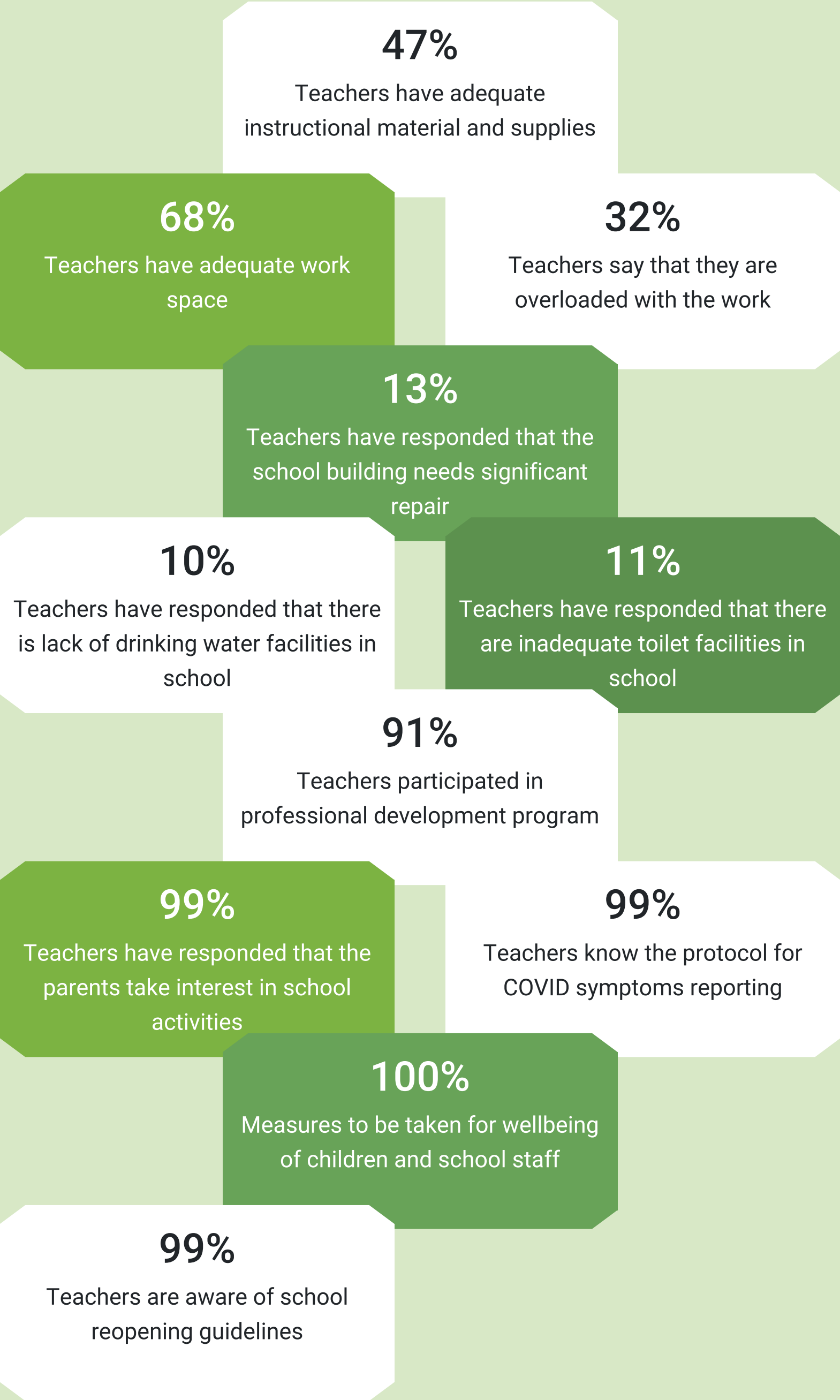
LO Code	Learning Outcomes for Class 10	District Average Performance	State Average Performance	National Average Performance
Social Science				
SST1001	Recognises and retrieves facts, figures, and narrate processes.	32 ⚠	35 ⚠	34 ⚠
SST1002	Classifies and compares events, facts, data, and figures.	32 ⚠	41 ⚠	37 ⚠
SST1003	Explains cause and effect relationship between phenomena, events, and their occurrence.	29 ⚠	34 ⚠	36 ⚠
SST1004	Analyses and evaluates information.	32 ⚠	36 ⚠	33 ⚠
SST1005	Interprets: Maps, texts, symbols, cartoons, photographs, posters, newspaper clippings, climatic regions, changes in maps brought out by various treaties in Europe, sea, and land links of the trade from India to West Asia, South East Asia and other parts of the world, pie and bar diagrams related to gross domestic product, production in different sectors and industries, employment and population in India	40 ⚠	46 ⚠	42 ⚠
SST1006	Draws interlinkages within Social Science.	32 ⚠	33 ⚠	27 ⚠
SST1007	Identifies assumptions, biases, prejudices, or stereotypes about various aspects.	42 ⚠	54	51
SST1008	Demonstrates inquisitiveness, enquiry.	38 ⚠	45 ⚠	45 ⚠
SST1009	Constructs views, arguments, and ideas on the basis of collected or given information.	27 ⚠	29 ⚠	28 ⚠
SST1010	Extrapolates and predicts events and phenomena.	36 ⚠	43 ⚠	35 ⚠
SST1011	Illustrates decision making/problem solving skills.	38 ⚠	48 ⚠	45 ⚠
SST1012	Shows sensitivity and appreciation skills.	33 ⚠	38 ⚠	37 ⚠
English				
E1007	Reads, comprehends and responds to complex texts independently.	38 ⚠	51	43 ⚠

 Average performance less than 50 percent

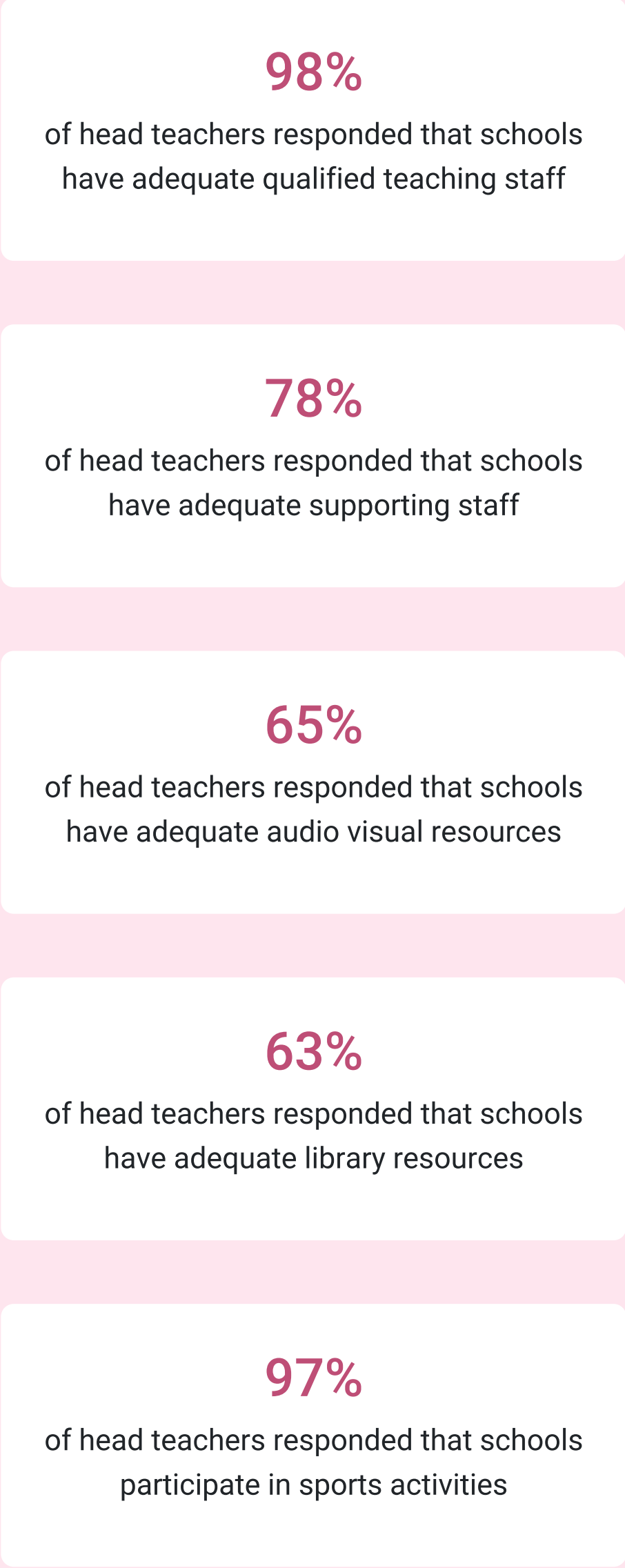
What students have to say



What teachers have to say



What head teachers have to say





# NAS 2021 Team

National Steering Committee (NAS-2021)	
Chairman	Dr. Vineet Joshi, IAS, Chairman, CBSE w.e.f. 15.02.2022
	Shri Manoj Ahuja, IAS, Chairperson, CBSE upto 14.02.2022
Member	Shri Maneesh Garg, IAS, Joint Secretary, DoSEL, Ministry of Education
Member	Prof. (Dr.) Dinesh Prasad Saklani, Director, NCERT w.e.f. 14.02.2022
	Prof. (Dr.) Sridhar Srivastava, Director, NCERT upto 13.02.2022
Member	Shri P K Banerjee, DDG (Stats) Ministry of Education upto 07.09.2021
	Shri V. Hedge, DDG (Stats) Ministry of Education w.e.f. 10.12.2021
Member	Shri Prem Singh, IAS, Adviser (HRD/Admn/GA/Accts.) (North Eastern States), NITI Aayog
Member	Prof. (Dr.) Indrani Bhaduri, Head, ESD & Head NAS Cell, NCERT
Member	Shri J. P. Pandey, Director, DoSEL, Ministry of Education
Member	Shri Manoj Kumar Srivastava, Director (PE) & Head NAS Cell, CBSE
Member	Shri Saba Akhtar, Scientist-F, NIC
Member	Shri Ramachandra Rao Begur, Education Specialist, UNICEF

Sub-Committee - Data Analysis, Reporting and Dissemination	
Chairman	Prof. (Dr.) Dinesh Prasad Saklani, Director, NCERT w.e.f. 14.02.2022
	Prof. (Dr.) Sridhar Srivastava, Director, NCERT upto 13.02.2022
Member	Prof. (Dr.) Sridhar Srivastava, Joint Director
Member Secretary	Prof. (Dr.) Indrani Bhaduri, Head, ESD & Head NAS Cell, NCERT
Member	Shri J.P. Pandey, Director, DoSEL, Min. of Education
Member	Shri P K Banerjee, DDG (Stats) Ministry of Education upto 09.12.2021
	Shri V. Hedge, DDG (Stats) Ministry of Education w.e.f. 10.12.2021
Member	Shri Manoj Kumar Srivastava, Director (PE) & Head NAS Cell, CBSE
Member	Shri Saba Akhtar, Scientist-F, NIC
Member	Shri Ganesh Nigam, Education Specialist, UNICEF

# NAS 2021 Team

National Project Coordinators		
NCERT	CBSE	
Prof. (Dr.) Indrani Bhaduri, Head, ESD & Head NAS Cell, NCERT	Shri Manoj Kumar Srivastava, Director (PE) & Head NAS Cell, CBSE	

Project Team		
Ministry of Education		
Sh. Dalbir Singh, Under Secretary	Sh. Pratham Sagar (ASO)	Sh. Atiqur Rahman, YP
Central Board of Secondary Education (CBSE)		
Mrs. Raj Rani Sharma (JS)	Sh. Shambhu Lal Prasad (DS)	Sh. Shekhar Chandra (DS)
Sh. Ramvir Singh (DS)	Ms. Mamta Khanna (PPS)	Sh. Ajay Gupta (AS)
Mrs. Indu Kumari (AS)	Sh. Pradip Sagar (AO)	Sh. Sunder Shairwal (SO)
Sh. Vijay Singh (SO)	Sh. Ghanshyam (SO)	CBSE PE Unit HQ Staff
National Council of Educational Research & Training (NCERT)		
Prof. Tannu Malik	Dr. Ashita Raveendran	Dr. Sarika Saju
Dr. Tulika Dey	Dr. K. Vijayan	Prof Wazalwar
Dr. Madhu B.	Shri Aji Thomas	Prof. Kirti Kapoor
Prof. Sandhya Sahoo	Prof. Sandhya Singh	Prof. Usha Sharma
Prof. Parashar	Dr. R.K. Sharma	Dr. Anil Nainawat
Dr. Santosh	Dr. Anand Arya	Dr. Kavita
Dr. Meena Yadav	Ms. Bhaswati	
National Informatics Centre (NIC)		
Sh. Abhishek Kundu, Scientist-D	Sh. Ashwani Kumar, Scientist-C	Sh. Prabhat Mishra Scientist-C
Sh. Sarvendra Kumar Tarun, Scientist-B		
Central Square Foundation (CSF)		
Sh. Sourav Chopra	Ms. Pooja Nagpal	Sh. Aditya Sharma





Ministry of Education  
Government of India

# Key Organizations



SCAN QR CODE TO VISIT THE  
WEBSITE

