




आनन्द ANAND

WORKSHEETS
for *Balvatika*



13254

विद्यया ऽ मृतमश्नुते



एन सी ई आर टी
NCERT

राष्ट्रीय शैक्षिक अनुसंधान और प्रशिक्षण परिषद्
NATIONAL COUNCIL OF EDUCATIONAL RESEARCH AND TRAINING

ISBN 978-93-5292-406-6

DEVELOPMENT TEAM

ADVISOR

Dinesh Prasad Saklani, *Director*, NCERT, New Delhi

GUIDANCE

Shashikala Wanjari, *former VC*, SNDT Women's University, Mumbai, Maharashtra, *Chairperson*, Syllabus and Textbook Development Committee

Suniti Sanwal, *Head*, DEE, NCERT, *Member Convenor*, Syllabus and Textbook Development Committee

CONTRIBUTORS

Bharat Dhokai, *Director*, Vidyapeeth, Gandhidham, Gujarat

Divyanshu Bhai Dave, *DG & VC*, Children's University, Gandhinagar, Gujarat

Romila Soni, *Associate Professor*, DEE, NCERT, New Delhi

REVIEWERS

Anup Rajput, *Head*, Publication Division, NCERT, New Delhi

Bharti Kaushik, *Associate Professor and Head*, DICT & TD, CIET, NCERT

Joby Balakrishnan, *Lower Primary School Teacher*, Mully, Attapady, Kerala

Jyotsana Tiwari, *Head*, Department of Gender Studies, NCERT

K. Mayuri, *Professor (Retd.)*, Human Development and Family Studies, College of Community Science, PJTSAU, Hyderabad

MC Pant, *Professor and Chancellor*, NIEPA, New Delhi

Padma Yadav, *Professor*, DEE, NCERT, New Delhi

Ranjana Arora, *Head*, Department of Curricular Studies, NCERT, New Delhi

Rita Sonawat, *Former Dean*, Faculty of Home Science, SNDT Women's University, Mumbai, Maharashtra

Suniti Sanwal, *Head*, DEE, NCERT, *Member Convenor*, Syllabus and Textbook Development Committee

MEMBER COORDINATOR

Romila Soni, *Associate Professor*, DEE, NCERT, New Delhi

ACKNOWLEDGEMENTS

The National Council of Educational Research and Training (NCERT) gratefully acknowledges the guidance and support of Chairperson and members of the National Steering Committee (NSC) and the members of the Mandate group.

The Council thanks the Chairperson and members of the Syllabus and LTM Committee for their continuous support.

The Council acknowledges the contributions of Moushmi Bose, *Former Headmistress*, Salwan Public School, Gurgaon and Monika Sodhi, *Coordinator*, Junior School, HDFC, Gurgaon in the development of ANAND — *Activity Book for Balvatika*.

The Council acknowledges the support provided by Diksha Dewan, *Academic Consultant*, DEE, NCERT and Amandeep Kaur, PhD Scholar and intern, University of Delhi for finalising the activity book.

The Council also thanks the contributions of the following— Rajiv Pahuja, *Graphic Designer* (freelancer); Mohammed Rakib, *Colouring Artist* (freelancer); Rubina Ansari, *Graphic Artist* (freelancer); Sayna Ansari, *Pencil Artist* (freelancer); Vivek Mandal, *Graphic Designer* (contractual) NCERT; Chanchal Rani, *LDC* (contractual) DEE, NCERT; Abhishek Pandey, *Typist*, (contractual) DEE, NCERT, and Pawan Kumar, *DTP Operator* (contractual) DEE, NCERT.

The efforts of the Publication Department, NCERT are also duly acknowledged. The Council acknowledges the copy editing and valuable contributions of Ilma Nasir, *Editor* (contractual); Kahkasha, *Assistant Editor* (contractual), and Chanchal Chauhan, *Assistant Editor* (contractual). The efforts of Surender Kumar, (*In charge*) *DTP Cell*; Masihuddin, *DTP Operator* (contractual), and Sachin Tanwar, *DTP Operator* (contractual) NCERT are also appreciated.

13254 – ANAND WORKSHEETS FOR BALVATIKA

ISBN 978-93-5292-406-6

First Edition

March 2023 Phalguna 1944

PD 5T BS

© National Council of Educational Research and Training, 2023

Printed on 80 GSM paper

Published at the Publication Division by the Secretary, National Council of Educational Research and Training, Sri Aurobindo Marg, New Delhi 110 016

ALL RIGHTS RESERVED

- ❑ No part of this publication may be reproduced, stored in a retrieval system or transmitted, in any form or by any means, electronic, mechanical, photocopying, recording or otherwise without the prior permission of the publisher.
- ❑ This book is sold subject to the condition that it shall not, by way of trade, be lent, re-sold, hired out or otherwise disposed of without the publisher's consent, in any form of binding or cover other than that in which it is published.
- ❑ The correct price of this publication is the price printed on this page. Any revised price indicated by a rubber stamp or by a sticker or by any other means is incorrect and should be unacceptable.

OFFICES OF THE PUBLICATION

DIVISION, NCERT

NCERT Campus
Sri Aurobindo Marg
New Delhi 110 016
Phone : 011-26562708

108, 100 Feet Road
Hosdakere Halli Extension
Banashankari III Stage
Bengaluru 560 085
Phone : 080-26725740

Navjivan Trust Building
P.O. Navjivan
Ahmedabad 380 014
Phone : 079-27541446

CWC Campus
Opp. Dhankal Bus Stop
Panihati
Kolkata 700 114
Phone : 033-25530454


CWC Complex
Maligaon
Guwahati 781 021
Phone : 0361-2674869

Publication Team

Head, Publication Division : Anup Kumar Rajput
Chief Production Officer : Arun Chitkara
Chief Business Manager : Vipin Dewan
Chief Editor (In charge) : Bijan Sutar
Production Officer : Atul Saxena

Cover : Rajiv Pahuja


My Family





Draw your family picture here.

My House

◆ Talk about your house and family.

◆ Count the number of square  shapes and write it down.

◆ Count the number of triangle  shapes and write it down.


◆ Count the number of leaves  and write it down.

Measure Heights in your own Way


1 2 1 2 1 2

- ◆ How many squares tall is each lady?
- ◆ Count and cut the number of squares.


✂

5	
4	
3	
2	
1	


✂

5	
4	
3	
2	
1	

✂

5	
4	
3	
2	
1	

✂

5	
4	
3	
2	
1	


NOTE:

- ◆ Help the children cut each picture along the outlines (use child-friendly scissors).
- ◆ Encourage them to arrange the picture of ladies in order of their height and describe, for example, 'this lady is the tallest, this lady is shorter than this... and this lady is the shortest in height'.

How many Family Members?



- ◆ Count the family members.
- ◆ Encircle or colour the correct number.



3	4	2	5	1
---	---	---	---	---



4	1	3	2	5
---	---	---	---	---







4	2	1	5	3
---	---	---	---	---



5	1	2	4	3
---	---	---	---	---


Complete the Patterns

- ◆ Observe and describe the pattern.
- ◆ Cut the correct picture and paste in the given space to complete the pattern.



Shapes in my House

◆ Colour the picture using the colour code.



Yellow




Red



Blue



Green



◆ Count and write the number of shapes.



.....



.....



.....




.....


Family Picnic (Picture Reading)

Look at the picture.

- ◆ What is happening in the picture?
- ◆ Have you been on a picnic with your family?
- ◆ What items would you like to eat when you go for a picnic?



- ◆ How many people are there in the family?



- ◆ Draw the pattern given in the fruit basket.



Circle the Odd One



- ◆ Identify and name the animals and birds.
- ◆ Encircle the odd one in each box.

Cat

Parrot

Rabbit

Monkey

Cat

Pigeon

Parrot

Peacock

Crocodile

Duck

Monkey

Fish

Camel


Peacock

Horse


Dog

Match the Shadow

◆ Match the picture with their shadows.





Cow





Cat



Monkey



Goat












Horse







I Spy Animals

- ◆ Identify and name the animals.
- ◆ Say the initial sound of each animal's name.



- ◆ Count and write the number in the box.



बिंदु मिलान

- ◆ लाल ● बिंदु से मिलान शुरू करें।
- ◆ अब चित्र में अपनी पसंद का रंग भरें।

